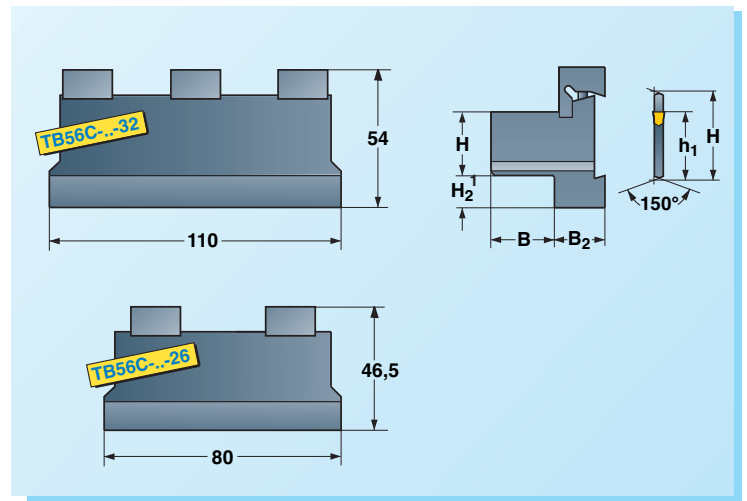
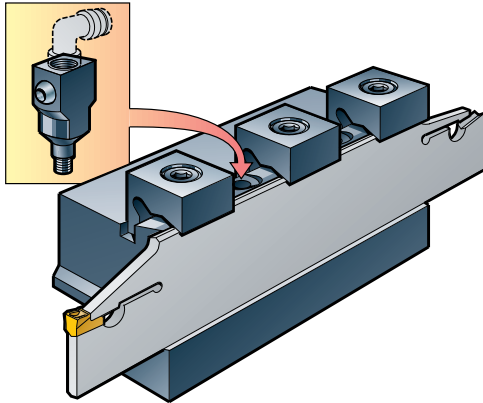
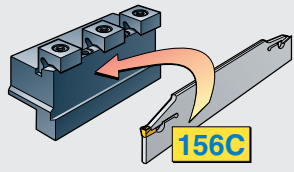








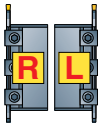
TB56C

Recommendations
Empfehlungen
Rekommendationer

Page:
Seite: **A12-A13, A19**
Sida:

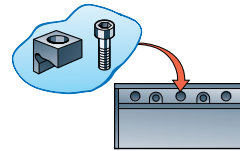


	H ₁	B	H ₂	B ₂	h ₁				1) 	 Page: Seite: A74 Sida:
TB 56C-16-26 TB 56C-20-26 TB 56C-25-26	16 20 25	16 20 25	16,4 12,4 7,4	21,5	21,4	CL-1	MC6S-620	NY 5	FA56SC	156C-2602x45x2 156C-2602.5x45x2.5 156C-2603x45x3T 156C-2604x45x4T
TB 56C-20-32 TB 56C-25-32 TB 56C-32-32	20 25 32	20 25 32	17,5 12,5 5,5	21,5	25	CL-1	MC6S-620	NY 5	FA56SC	156C-3202x65x2 156C-3202.5x65x2.5 156C-3203x65x3T 156C-3204x65x4T 156C-3205x65x5 156C-3206x65x6



Usable for right-hand (R) or left-hand (L) mounting.
Verwendbar für Rechts (R)- oder Links(L)montage.
Omvändbar för höger (R) eller vänster (L) montage.

Ordering example:
Bestellbeispiel: **TB56C-16-26**
Beställningsexempel:



Spare parts shown in the coloured columns are supplied assembled in each tool.






Die in den farbigen Spalten aufgeführten Ersatzteile sind in den Werkzeugen montiert.

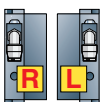
Reservdelar i de färgade kolumnerna ingår monterade i varje verktyg.

FA56SC

Adapter for cutting fluid
Verbindungsstück für Schneidflüssigkeit
Adapter för skärvätska

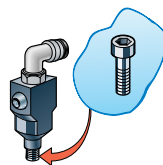
1)

				
FA56SC	MO 0620-1	NY5	2) TB56C-...	2) TB56S-...



Usable for right-hand (R) or left-hand (L) mounting.
Verwendbar für Rechts (R)- oder Links(L)montage.
Omvändbar för höger (R) eller vänster (L) montage.

Ordering example:
Bestellbeispiel: **FA56SC**
Beställningsexempel:



Spare parts shown in the coloured columns are supplied assembled in each tool.

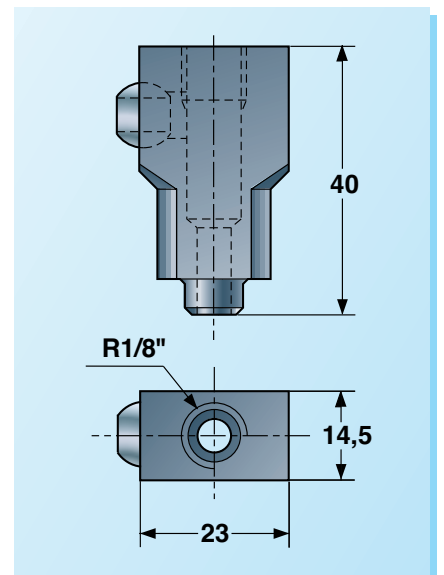
Die in den farbigen Spalten aufgeführten Ersatzteile sind in den Werkzeugen montiert.

Reservdelar i de färgade kolumnerna ingår monterade i varje verktyg.

2) FA56SC can be used in combination with tool block TB56C or TB56S (see page A77).

2) FA56SC kann in Verbindung mit dem Träger TB56C oder TB56S (siehe Seite A77) verwendet werden.

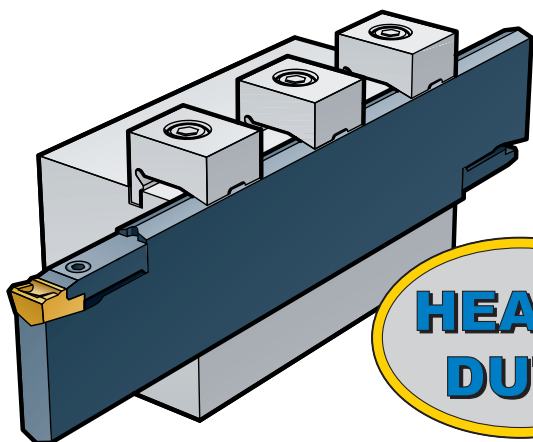
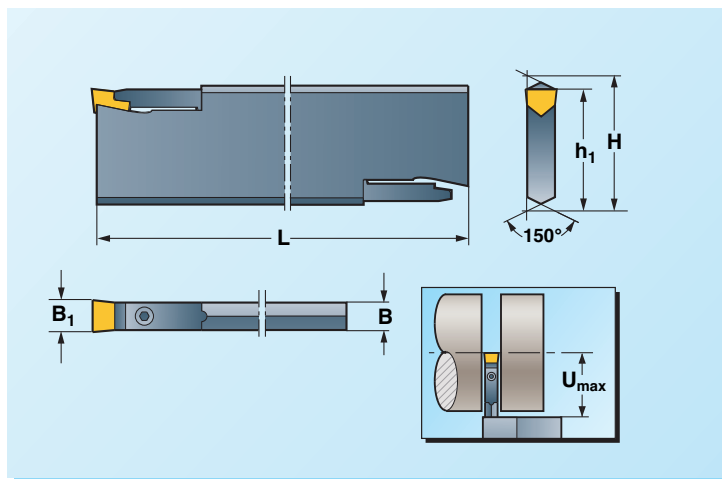
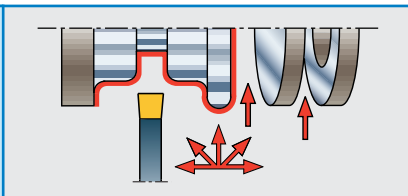
2) FA56SC kan användas i kombination med TB56C eller TB56S (se sid A77).










156S


Recommendations
Empfehlungen
Rekommendationer

Page:
Seite:
Sida: **A19**



**HEAVY
DUTY**

	H	B	h ₁	L	U _{max}	B ₁						Page: Seite: Sida: A130-A148		Page: Seite: Sida: A77
156S-5005x135x6	52	5,5	48,5	260	135	6-7	SHN 6	F6S 315	-	NY 2.5	MT-6 MT-6.4r1 MT-6b MT-6c MS-6 R/LMS-6	MZ-6 MP-6 MA-60 MT-60Fr ³⁾ MT-7 MT-7.5r1	MT-7b MT-7c	TB 56S-25-50S TB 56S-32-50S TB 56S-40-50S TB 56S-50-50S
156S-5007x105x8 156S-5007x135x8	52 52	7 7	48,5	200 260	105 135	8-9	SHN 8T	F6S 418	BF 04T	NY 2.5	MT-8 MT-8b MT-8c MS-8	R/LMS-8 MZ-8 MP-8 MT-9	MT-9r1 MT-9c	
156S-5009x105x10 156S-5009x135x10	52 52	9 9	48,5	200 260	105 135	10-11	SHN 10T	F6S 518T	BF 05T	NY 3	MT-10 MT-10r1 MT-10b MT-10c MS-10	R/LMS-10 MZ-10 MP-10		
156S-5011x105x12 156S-5011x135x12	52 52	11 11	48,5	200 260	105 135	12	SHN 12T	F6S 519	BF 05T	NY3	MT-12 MT-12b MS-12	MZ-12		

*  Selection of cutting geometry, page:
Wahl der Schneidengeometrie, Seite:
Val av skärgeometri, sid:

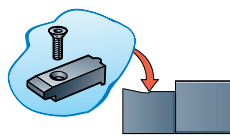
A44-A58

³⁾ See page A148(MT-..Fr) for modification of the tool holder.

³⁾ Siehe Seite A148(MT-..Fr) für Modifizierung des Werkzeughalters.

³⁾ Se sid A148(MT-..Fr) för modifiering av verktygshållaren.

Ordering example:
Bestellbeispiel: **156S-5005 x 135 x 6**
Beställningsexempel:



Spare parts shown in the coloured columns are supplied assembled in each tool.

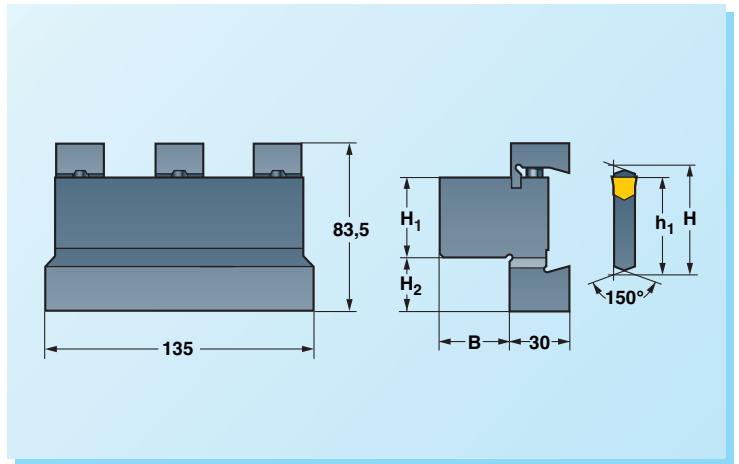
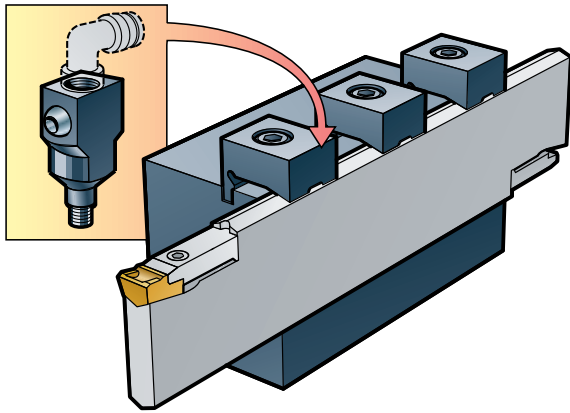
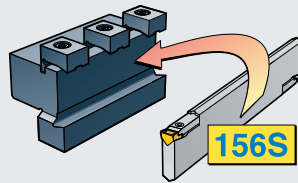
Die in den farbigen Spalten aufgeführten Ersatzteile sind in den Werkzeugen montiert.

Reservdelar i de färgade kolumnerna ingår monterade i varje verktyg.

TB56S

Recommendations
Empfehlungen
Rekommendationer







Page:
Seite:
Sida: **A19**



A

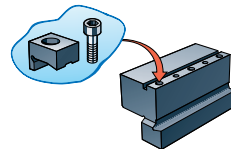


Adapter for cutting fluid
Verbindungsstück für Schneidflüssigkeit
Adapter för skärvätska

 TB56S	H_1	B	H_2	h_1					Page: Seite: Sida: A75	 156S Page: Seite: Sida: A76
TB 56S-25-50S	25	20	42	48,5	CL-2	MC6S-825	NY 6	FA56SC		{ 156S-5005x135x6 156S-5007x105x8 156S-5007x135x8 156S-5009x105x10 156S-5009x135x10 156S-5011x105x12 156S-5011x135x12
TB 56S-32-50S	32	28	35	48,5						
TB 56S-40-50S	40	35	27	48,5						
TB 56S-50-50S	50	35	17	48,5						



Usable for right-hand (R) or left-hand (L) mounting.
Verwendbar für Rechts (R)- oder Links (L) montage.
Omvändbar för höger (R) eller vänster (L) montage.



Spare parts shown in the coloured columns are supplied assembled in each tool.

Die in den farbigen Spalten aufgeführten Ersatzteile sind in den Werkzeugen montiert.

Reservdelar i de färgade kolumnerna ingår monterade i varje verktyg.

Ordering example:

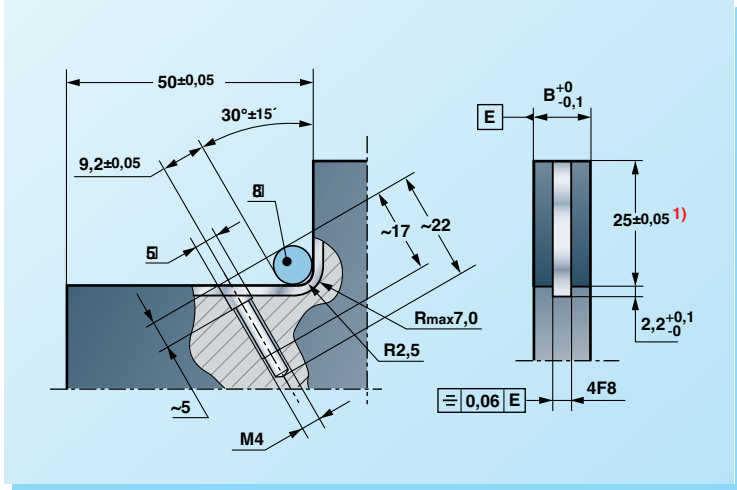
Bestellbeispiel:

Beställningsexempel:

TB56S-25-50S

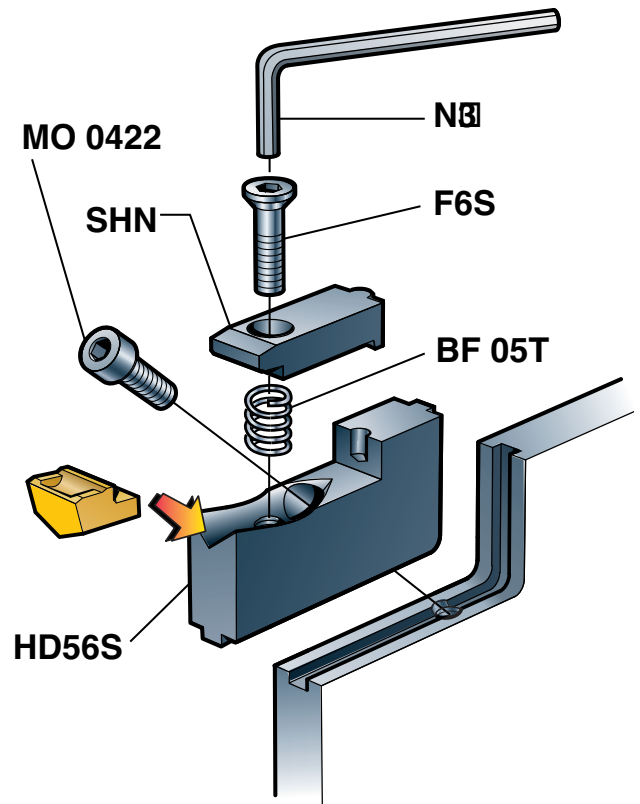


HD56S



B_1	B
10-11	9,2
12	11,2

- ¹⁾ Measured on cutting edge.
¹⁾ Wird auf Schneidkante gemessen.
¹⁾ Mäts över skäregg.



Insert seat cartridge type HD56S

The replaceable insert seat cartridge **HD56S** is mounted in large-scale tool blades and is secured in the pocket by a retaining screw and positioned by means of a longitudinal slot. The built-in measurements are shown in the presented drawing.

Insert seat type **HD56S** is offered as standard and the tool blade is made on request by **MIRCONA** as a special purpose tool by specifying the measurements **H**, **B**, **L** and **B₁** as well as number of insert seats **Z** in accordance with what is stated on page A79. If the blade is to be used in a tool block, **156S** is stated and without tool block **155S** is stated. When a tool block is required **MIRCONA** may on request manufacture the same as a special purpose tool in accordance with specifications given by the customer. Alternatively if the customer is manufacturing the tool blade or tool block on his own account, **MIRCONA** can if required give assistance by supplying all necessary technical information.

Schneidensitzkassette Typ HD56S

Die austauschbare Schneidensitzkassette **HD56S** wird in grossen Werkzeugklingen montiert. Sie wird durch eine Klemmschraube in der Tasche gesichert und in einer Längsnut positioniert. Die Abmessungen ersehen Sie aus der Werkzeugzeichnung.

Der Schneidensitz Typ **HD56S** wird als Standard angeboten. Die Werkzeugklinge wird auf Anfrage durch Angabe der Masse **H**, **B**, **L** und **B₁** bei **MIRCONA** als Sonderwerkzeug hergestellt. Ebenfalls anzugeben ist die Anzahl der Schneidensitze **Z** entsprechend den Informationen auf Seite A79. Falls die Werkzeugklinge in einem Werkzeugträger verwendet werden soll, wird diese entsprechend dem Klingentyp **156S** gefertigt. Ohne Verwendung eines Werkzeugträgers wird die Klinge entsprechend dem Typ **155S** ausgeführt. Falls ein Werkzeugträger benötigt wird, kann **MIRCONA** diesen als Sonderwerkzeug auf Anfrage fertigen unter Berücksichtigung der Spezifikation durch den Kunden. Alternativ, falls der Kunde die Werkzeugklinge oder den Werkzeugträger selbst herstellt, kann **MIRCONA**, falls erwünscht alle erforderlichen technischen Informationen zur Verfügung stellen.

Inbyggnadsskäråläge typ HD56S

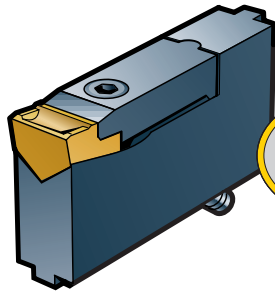
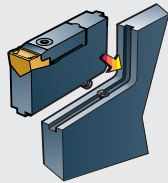
Inbyggnadsskäråläge typ **HD56S** används för montering i storskaliga verktygsskenor i ett, i skenan fräst läge och späns fast med en snedställd skruv. Inbyggnadsmåtten framgår av visad ritning.

Inbyggnadsskäråläge typ **HD56S** erbjuds som standard under det att **MIRCONA** åtar sig att tillverka verktygsskenan som specialverktyg emot särskild beställning genom att kunden specificerar måtten **H**, **B**, **L** och **B₁** samt antalet skärålägen **Z** i överensstämmelse med vad som anges på sid A79. Skall verktygsskenan användas i ett verktygsblock så anges typ **156S** och utan verktygsblock typ **155S**. I de fall ett verktygsblock önskas så tillverkar **MIRCONA** detta emot särskild beställning som specialverktyg i överensstämmelse med kundens specifikation. Alternativt om kunden väljer att tillverka verktygsskenan eller blocket i egen regi så kan **MIRCONA** bistå med teknisk assistans.

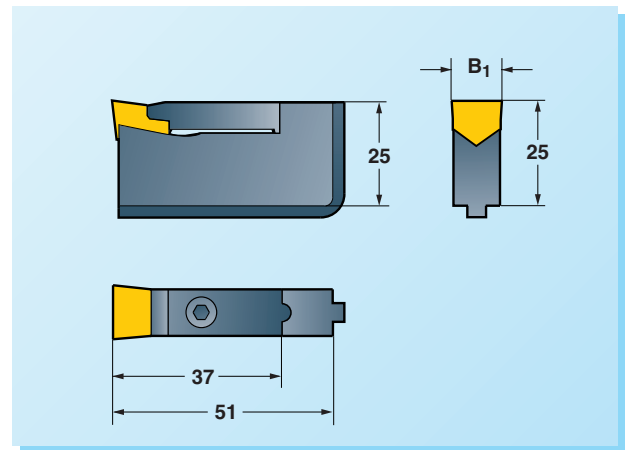
HD56S

Recommendations
Empfehlungen
Rekommendationer

Page:
Seite:
Sida: **A20**



HEAVY DUTY

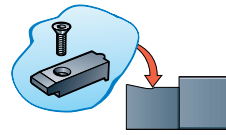


	B ₁								Page: Seite: Sida: A130-A148	
HD 56S-10	10-11	MO 0422	NY 3	SHN 10T	F6S 518T	BF 05T	NY 3	MT-10 MT-10r1 MT-10b MT-10c MS-10	R/LMS-10 MZ-10 MP-10	See below. Siehe unten. Se nedan.
HD 56S-12	12	MO 0422	NY3	SHN 12T	F6S 519	BF 05T	NY 3	MT-12 MT-12b MT-12c	MS-12 MZ-12	

* Selection of cutting geometry, page:
Wahl der Schneidengeometrie, Seite:
Val av skärgeometri, sid:

A44-A58

Ordering example:
Bestellbeispiel: **HD 56S-10**
Beställningsexempel:



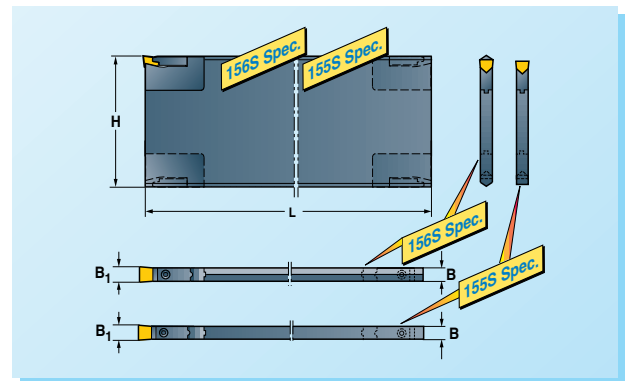
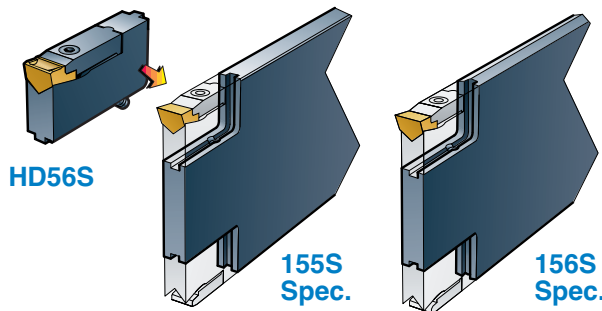
Spare parts shown in the coloured columns are supplied assembled in each tool.

Die in den farbigen Spalten aufgeführten Ersatzteile sind in den Werkzeugen montiert.

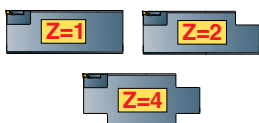
Reservdelar i de färgade kolumnerna ingår monterade i varje verktyg.

155S Spec.

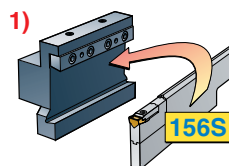
156S Spec.



	H	B	L	B ₁	Z	Manufactured on request. H, B, L, B ₁ and Z is indicated by the customer. Sonderanfertigung. H, B, L, B ₁ und Z werden vom Kunden angegeben.	
1) 155S-HB x L x B ₁ 1) 156S-HB x L x B ₁						Tillverkas mot särskild beställning H, B, L, B ₁ och Z anges av kunden.	{ HD 56S-10 HD 56S-12



Ordering example:
Bestellbeispiel: **156S-100900 x 150 x 10**
Beställningsexempel:



1) Type 156S is used in a tool block which is manufactured on special request in accordance with customer's specifications. Type 155S is used without tool block.

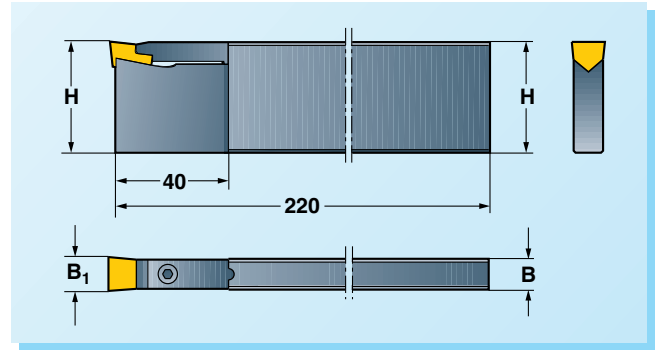
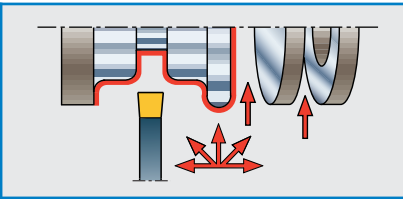
1) Der Typ 156S findet in einem Werkzeugträger Verwendung, der auf Sonderwunsch hergestellt wird unter Berücksichtigung der Spezifikation des den Kunden. Der Typ 155S wird ohne Werkzeugträger verwendet.

1) Typ 156S används i ett hållarblock vilket tillverkas emot särskild beställning i överensstämmelse med kundens specifikation. Typ 155S används utan hållarblock.

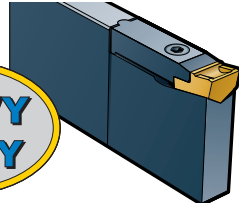
155S

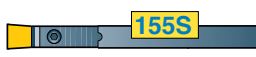




Recommendations
Empfehlungen
Rekommendationer

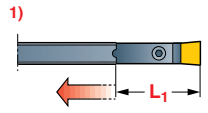
Page:
Seite:
Sida: **A19**



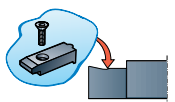
A



	H	B	B ₁						Page: Seite: Sida: A130-A148		
1) 155S-3208x40x8T 1) 155S-4008x40x8T	32 40	8 8	8-9	SHN 8T	F6S 418	BF 04T	NY 2.5	MT-8 MT-8b MT-8c	MS-8 R/LMS-8 MZ-8	MP-8 MT-9 MT-9r1	MT-9c
1) 155S-3210x40x10 1) 155S-4010x40x10	32 40	10 10	10-11	SHN 10T	F6S 518T	BF 05T	NY 3	MT-10 MT-10r1 MT-10b MT-10c	MS-10 R/LMS-10 MZ-10 MP-10		
1) 155S-3212x40x12 1) 155S-4012x40x12	32 40	12 12	12	SHN 12T	F6S 519	BF 05T	NY 3	MT-12 MT-12b	MT-12c MS-12	MZ-12	

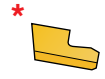


- 1) Design of the clamp permits modification of the tool holder to larger entry length.
- 1) Die Ausführung des Spannhakens lässt eine Änderung des Werkzeughalters zu grösserer Einstechlänge zu.
- 1) Spännhakens utformning medger modifiering av verktygshållaren till större instickslängd.



Spare parts shown in the coloured columns are supplied assembled in each tool.
Die in den farbigen Spalten aufgeführten Ersatzteile sind in den Werkzeugen montiert.
Reservdelar i de färgade kolumnerna ingår monterade i varje verktyg.

Ordering example:
Bestellbeispiel: **155S-3208 x 40 x 8T**
Beställningsexempel:

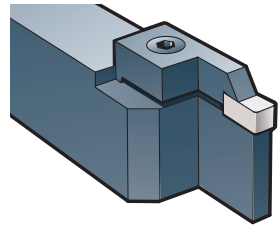
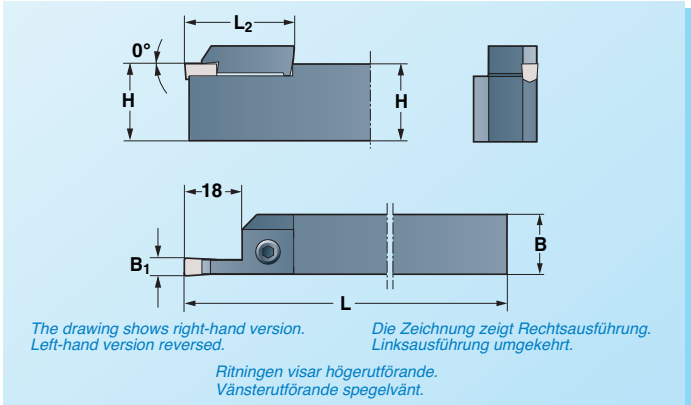
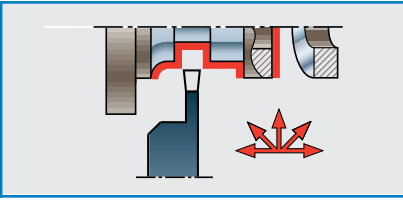


Selection of cutting geometry, page:
Wahl der Schneidengeometrie, Seite: **A44-A58**
Val av skärgeometri, sid:








151K

Recommendations
Empfehlungen
Rekommendationer

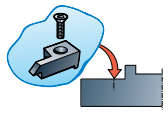
Page:
Seite:
Sida: **A20**



The drawing shows right-hand version. Left-hand version reversed.
Die Zeichnung zeigt Rechtsausführung. Linksausführung umgekehrt.
Ritningen visar högerutförande. Vänsterutförande spegelvänt.

 	H	B	L	L ₂	B ₁						Page: Seite: Sida: A145
R/L151K-2525x18x4 R/L151K-3225x18x4	25 32	25 25	150 170	38,5 38,5	4	SHR 184K	SHL 184K	F6S 519	NY 3	K-400	
R/L151K-2525x18x5 R/L151K-3225x18x5	25 32	25 25	150 170	38,5 38,5	5	SHR 184K	SHL 184K	F6S 519	NY 3	K-500	
R/L151K-2525x18x6 R/L151K-3225x18x6	25 32	25 25	150 170	40 40	6	SHR186K	SHL 186K	F6S 519	NY 3	K-600 R/LK-600	
R/L151K-2525x18x7 R/L151K-3225x18x7	25 32	25 25	150 170	40 40	7	SHR 186K	SHL 186K	F6S 519	NY 3	K-700	
R/L151K-2525x18x8 R/L151K-3225x18x8	25 32	25 25	150 170	40 40	8	SHR 186K	SHL 186K	F6S 519	NY 3	K-800 R/LK-800	

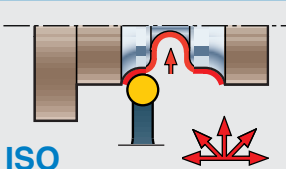
Ordering example:
Bestellbeispiel: **R151K-2525 x18 x 5**
Beställningsexempel:



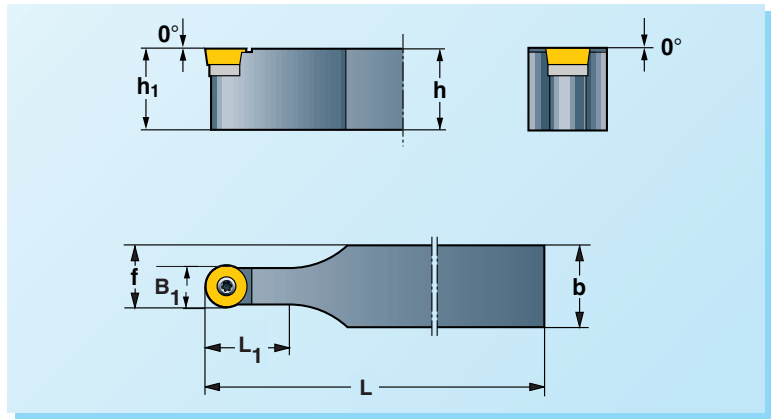
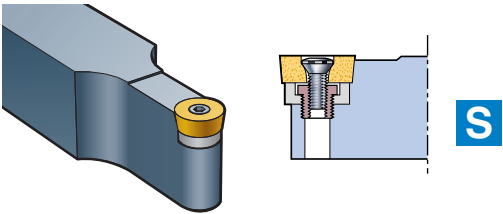
Spare parts shown in the coloured columns are supplied assembled in each tool.
Die in den farbigen Spalten aufgeführten Ersatzteile sind in den Werkzeugen montiert.
Reservdelar i de färgade kolumnerna ingår monterade i varje verktyg.

SRDC N
 Recommendations
 Empfehlungen
 Rekomendationer

Page:
 Seite:
 Sida: **A21**



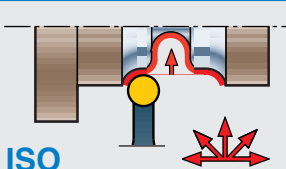
ISO



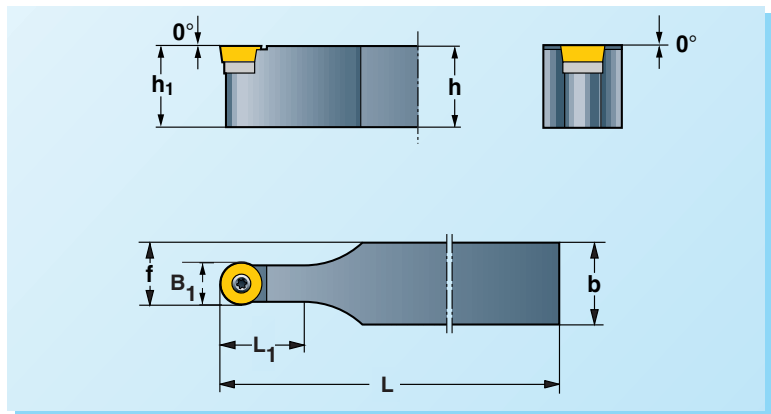
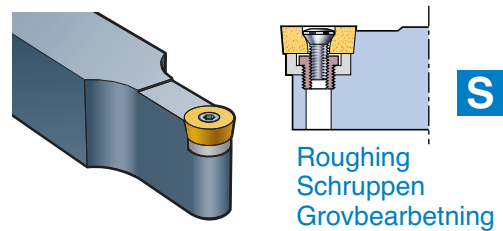
	$h=h_1$	b	L	L_1	f	B_1							Page: Seite: Sida: A156-A157
SRDCN 1212F06	12	12	80	10	9								
SRDCN 1616H06	16	16	100	12	11	6	FTX072507	NY7X	-	-	-		0602M0
SRDCN 2020K06	20	20	125	14	13								
SRDCN 2525M06	25	25	150	16	15,5								
SRDCN 1616H08	16	16	100	16	12								
SRDCN 2020K08	20	20	125	18	14	8	FTX093008	NY9X	-	-	-		0803M0
SRDCN 2525M08	25	25	150	20	16,5								
SRDCN 1616H10	16	16	100	18	13								
SRDCN 2020K10	20	20	125	20	15	10	FTX153514	NY15X	URC10	RSM508	NY 3.5		10T3M0
SRDCN 2525M10	25	25	150	25	17,5								
SRDCN 2525M12	25	25	150	25	18,5	12	FTX153514	NY15X	URC12	RSM508	NY 3.5		1204M0
SRDCN 3225P12	32	25	170	25	18,5								

SRDC N M
 Recommendations
 Empfehlungen
 Rekomendationer

Page:
 Seite:
 Sida: **A21**



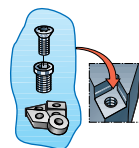
ISO



	$h=h_1$	b	L	L_1	f	B_1							Page: Seite: Sida: A156-A157
SRDCN 2525-12M	25	25	150	28	18,5	12	URN1203	RS61K	D61	F6S12	NY 3		120400/MO
SRDCN 3225-12M	32	25	170	28	18,5								
SRDCN 2525-16M	25	25	150	35	20,5								
SRDCN 3225-16M	32	25	170	35	20,5	16	URN1604	RS62	D62	F6S16F	NY 3		160600/MO
SRDCN 4032T16M	40	32	300	35	24								
SRDCN 3225-20M	32	25	170	40	22,5	20	URN2004	RS64	D64	F6S20F	NY 4		200600/MO
SRDCN 4032T20M	40	32	300	40	26								

Ordering example:
 Bestellbeispiel:
 Beställningsexempel:

SRDCN 3225-20M

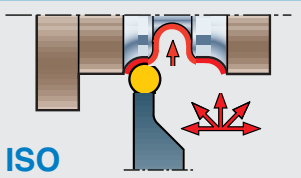


Spare parts shown in the coloured columns are supplied assembled in each tool.

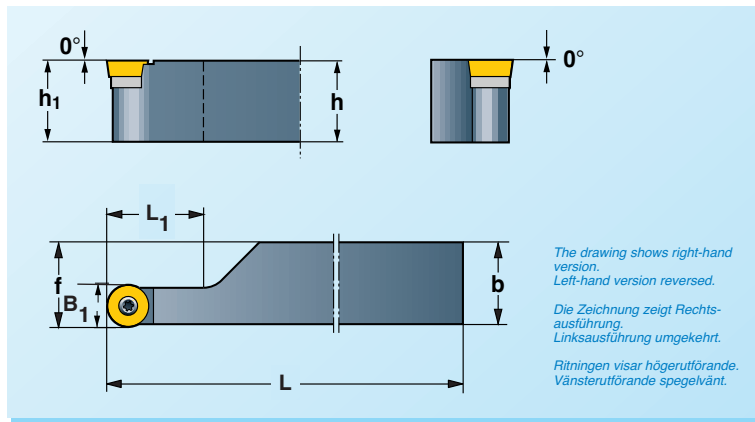
Die in den farbigen Spalten aufgeführten Ersatzteile sind in den Werkzeugen montiert.

Reservdelar i de färgade kolumnerna ingår monterade i varje verktyg.

SRDC R/LM
 Recommendations
 Empfehlungen
 Rekomendationer
 Page:
 Seite: **A21**
 Sida:

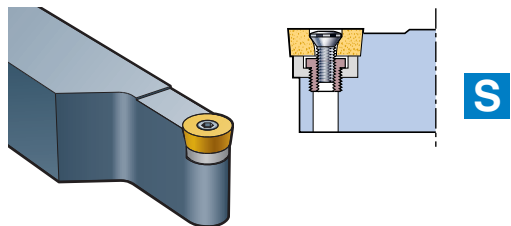









ISO



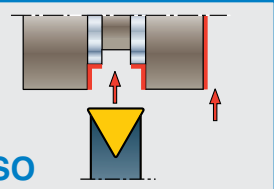
The drawing shows right-hand version.
 Left-hand version reversed.
 Die Zeichnung zeigt Rechtsausführung.
 Linksausführung umgekehrt.
 Ritningen visar högerutförande.
 Vansterutförande spegelvänt.

A

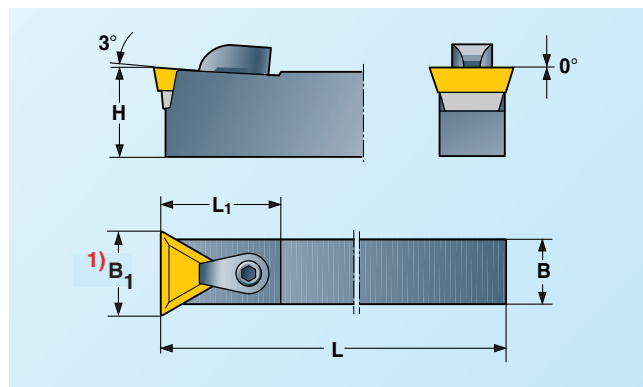
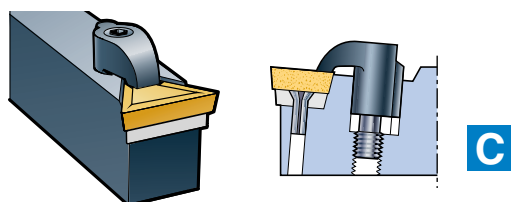









	h=h ₁	b	L	L ₁	f	B ₁		 torx				 RCMT RCGT RCXT	Page: Seite: Sida: A156-A157
SRDCR/L 2020K06 M SRDCR/L 2525M06 M SRDCR/L 3225P06 M	20 25 32	20 25 25	125 150 170	20 20 20	20,15 25,15 25,15	6	FTX072507	NY7X	-	-	-	0602M0	
SRDCR/L 2020K08 M SRDCR/L 2525M08 M SRDCR/L 3225P08 M	20 25 32	20 25 25	125 150 170	20 20 20	20,3 25,3 25,3	8	FTX093008	NY9X	-	-	-	0803M0	

CTCP
 Recommendations
 Empfehlungen
 Rekomendationer
 Page:
 Seite: **A21**
 Sida:





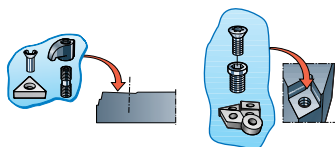
ISO

	H	B	L	L ₁	¹⁾ B ₁	r						 TPMR TPUN TPGN TPGR	Page: Seite: Sida: A155
CTCPN 2513R 16M	25	13	200	31	15,3	0,8	U323S	RS2	SH 53K-1	6S 62	NY 4	1603. . .	
CTCPN 2019M 22M CTCPN 2519R 22M CTCPN 3219R 22M CTCPN 3819R 22M	20 25 32 38	19 19 19 19	150 200 200 200	34 34 34 34	20,8	0,8	U324S	RS3	SH 53K-1	6S 62K 6S 62 6S 62 6S 62	NY 4	2204. . .	

¹⁾

TCMT TCMW	TPMR TPUN TPGN TPGR		
-	0902..	0 0,2 0,4	9,6 9,3 9,1
1102..	-	0 0,2 0,4 0,8	11,0 10,7 10,4 9,8
16T3..	1603..	0 0,4 0,8 1,2	16,5 15,9 15,3 14,7
-	2204..	0 0,4 0,8 1,2 1,6	22,0 21,4 20,8 20,2 19,7



Spare parts shown in the coloured columns are supplied assembled in each tool.
 Die in den farbigen Spalten aufgeführten Ersatzteile sind in den Werkzeugen montiert.
 Reservdelar i de färgade kolumnerna ingår monterade i varje verktyg.

* Selection of cutting geometry, page:
 Wahl der Schneidengeometrie, Seite:
 Val av skärgeometri, sid:

A60-A61

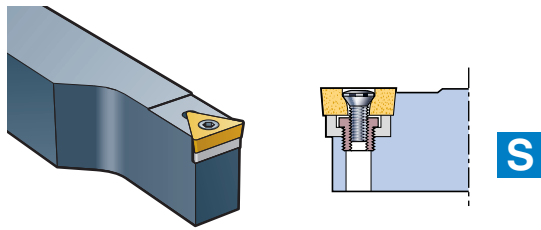
Ordering example:
 Bestellbeispiel: **CTCPN 2513R 16M**
 Beställningsexempel:

STFC R/L M

Recommendations
Empfehlungen
Rekomendationer

Page:
Seite:
Sida: **A21**

ISO



The drawing shows right-hand version.
Left-hand version reversed.

Die Zeichnung zeigt Rechtsausführung.
Linksausführung umgekehrt.

Ritningen visar högerutförande.
Vänsterutförande spegelvänt.

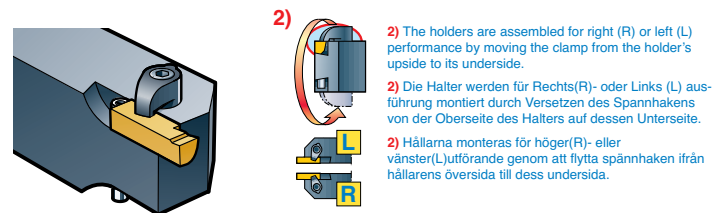
	$h=h_1$	b	L	L_1	f	$^1)B_1$	r								Page: Seite: Sida: A154-A155
STFCR/L 2020K11 M	20	20	125	25	20,4	10,4	0,4	FTX072507	NY7X	-	-	-	-	-	1102 . .
STFCR/L 2525M11 M	25	25	150	25	25,4	10,4	0,4	FTX072507	NY7X	-	-	-	-	-	1102 . .
STFCR/L 2525M16 M	25	25	150	35	25,6	15,3	0,8	FTX153514	NY15X	UTC16	RSM508	NY 3.5	-	16T3 . .	
STFCR/L 3225P16 M	32	25	170	35	25,6	15,3	0,8	FTX153514	NY15X	UTC16	RSM508	NY 3.5	-	16T3 . .	

¹⁾ Page:
Seite:
Sida: **A82**

153E

Recommendations
Empfehlungen
Rekomendationer

Page:
Seite:
Sida: **A20, A24**



Radial use.
Radiale Verwendung.
Radiell användning.

Axial use.
Axiale Verwendung.
Axiell användning.

The drawing shows right-hand version.
Left-hand version reversed.

Die Zeichnung zeigt Rechtsausführung.
Linksausführung umgekehrt.

Ritningen visar högerutförande.
Vänsterutförande spegelvänt.

	H	B	L	f	L_2	B_1	D								Page: Seite: Sida: A139
L153E															
R153E															
¹⁾ R/L153E-1212x3x2.5/14-∞	12	12	90	16	24	-	-	RP310						R/LE-2b	R/LE-2bQ
²⁾ 153E-1616x3x2.5/14-∞	16	16	110	16	-	-	-	RP316						R/LE-2.5b	R/LE-2.5bQ
²⁾ 153E-2020x3x2.5/14-∞	20	20	125	20	-	2-5	14-∞	RP320	SH 51	6S 61K	NY 3			R/LE-3b	R/LE-3bQ
²⁾ 153E-2525x3x2.5/14-∞	25	25	150	25	-	-	-	RP324						R/LE-4b	R/LE-4bQ
²⁾ 153E-3225x3x2.5/14-∞	32	25	170	25	-	-	-	RP332						R/LE-5b	R/LE-5bQ

¹⁾

¹⁾ Shank 1212 is ordered in right- or left-hand version.

¹⁾ Schaft 1212 wird in Rechts- oder Linksausführung bestellt.

¹⁾ Skaft 1212 beställs i höger- eller vänsterutförande.

Spare parts shown in the coloured columns are supplied assembled in each tool.
Die in den farbigen Spalten aufgeführten Ersatzteile sind in den Werkzeugen montiert.
Reservdelar i de färgade kolumnerna ingår monterade i varje verktyg.

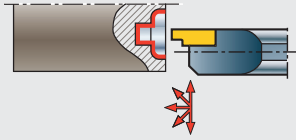
Ordering example:
Bestellbeispiel: **153E-1616 x 3 x 2.5/14-∞**
Beställningsexempel:

Right-hand inserts (RE) are used in right-hand holders and left-hand inserts (LE) are used in left-hand holders.
Rechtsschneiden (RE) werden in Rechtshaltern und Linksschneiden (LE) in Linkshaltern verwendet.
Högerskär (RE) används i högerhållare och vänsterskär (LE) i vänsterhållare.

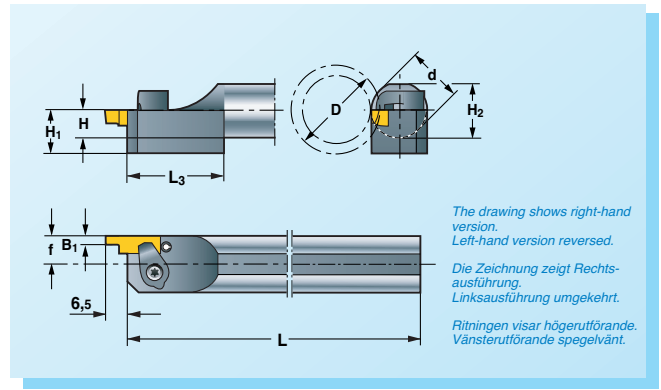
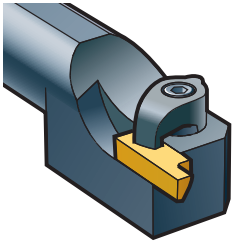
153E-00







Recommendations
Empfehlungen
Rekommendationer

Page:
Seite:
Sida: **A25**



A



 L153E	H	H ₁	H ₂	d	L	f	L ₃	B ₁	D						Page: Seite: Sida: A139
R/L153E-0016x3x2.5/14-∞	7,5	15	15	16	120	8	28							R/LE-2b R/LE-2.5b	R/LE-2bQ R/LE-2.5bQ
R/L153E-0020x3x2.5/14-∞	9	15	18	20	120	10	28	2-5	14-∞	RP310	SH 51	6S 61K	NY 3	R/LE-3b R/LE-4b	R/LE-3bQ R/LE-4bQ
R/L153E-0025x3x2.5/14-∞	11,5	20	23	25	150	12,5	28							R/LE-5b	R/LE-5bQ



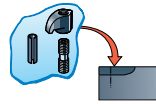
Right-hand inserts (RE) are used in right-hand holders and left-hand inserts (LE) are used in left-hand holders.

Rechtsschneiden (RE) werden in Rechtshaltern und Linksschneiden (LE) in Linkshaltern verwendet.

Högerskär (RE) används i högerhållare och vänsterskär (LE) i vänsterhållare.

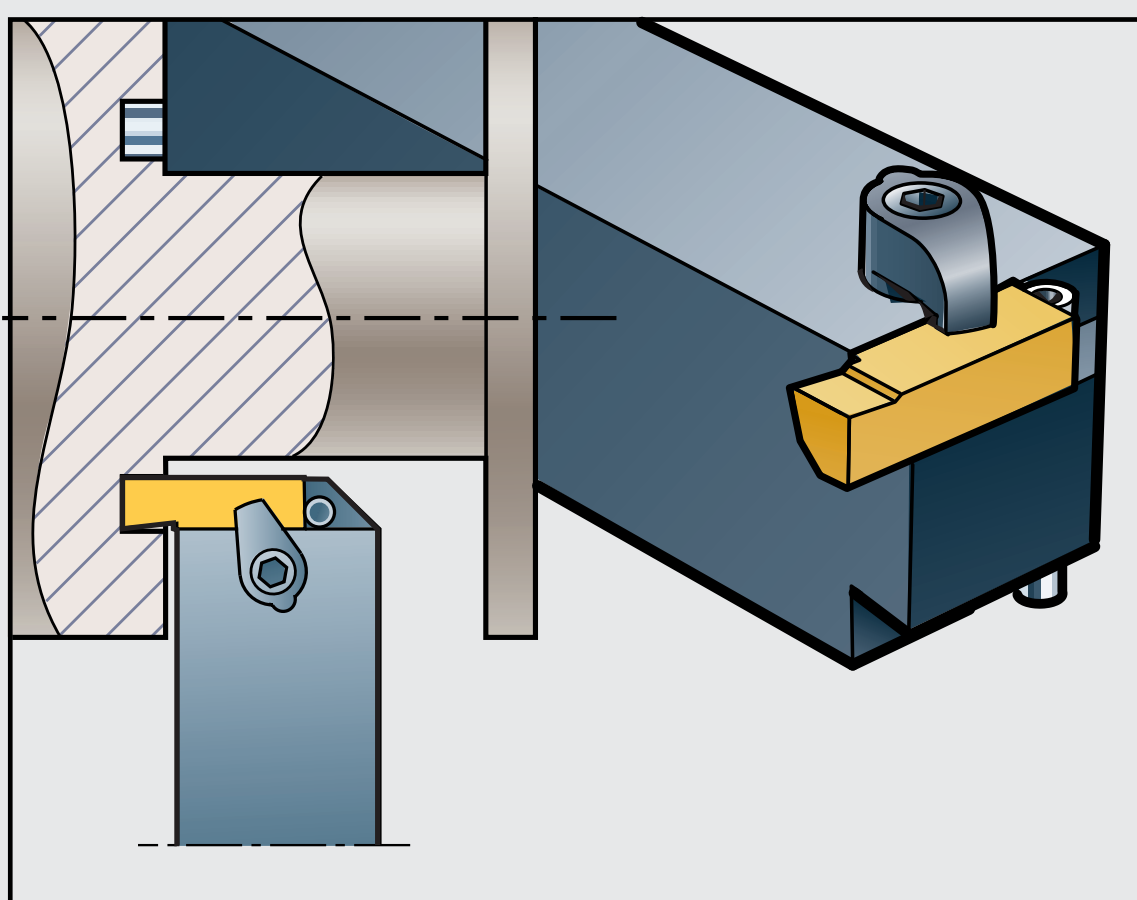
Ordering example:
Bestellbeispiel:
Beställningsexempel:

L153E-0016 x 3 x 2.5/14-∞



Spare parts shown in the coloured columns are supplied assembled in each tool.
Die in den farbigen Spalten aufgeführten Ersatzteile sind in den Werkzeugen montiert.
Reservdelar i de färgade kolumnerna ingår monterade i varje verktyg.

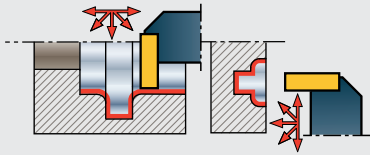
158E



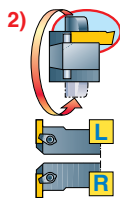
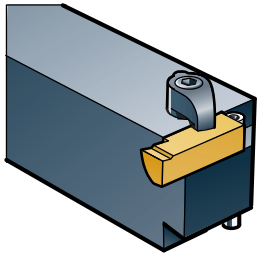
158E

Recommendations
Empfehlungen
Rekommendationer

Page:
Seite:
Sida: **A25, A32**



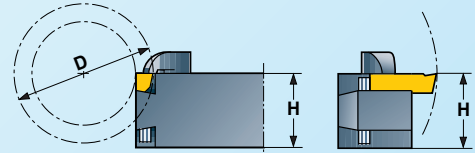
A



- The holders are assembled for right (R) or left (L) performance by moving the clamp from the holder's upside to its underside.
- Die Halter werden für Rechts (R)- oder Links (L) ausführung montiert durch Versetzen des Spannhakens von der Oberseite des Halters auf dessen Unterseite.
- Hållarna monteras för höger (R)- eller vänster(L) utförande genom att flytta spännhaken ifrån hållarens översida till dess undersida.

Axial use.
Axiale Verwendung.
Axiell användning.

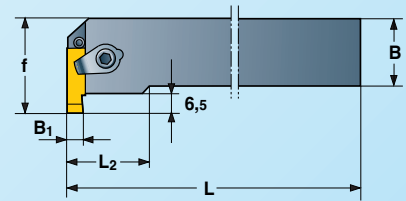
Radial use.
Radiale Verwendung.
Radiell användning.



The drawing shows right-hand version.
Left-hand version reversed.

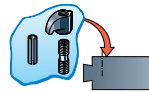
Die Zeichnung zeigt Rechtsausführung.
Linksausführung umgekehrt.

Ritningen visar högerutförande.
Vänsterutförande spegelvänt.



	H	B	L	f	L ₂	B ₁	D						Page: Seite: Sida: A139	
L158E														
R158E														
1) R/L 158E-1212x3x2.5/14-∞	12	12	90	22,5	17			RP310					R/LE-2b	R/LE-2bQ
2) 158E-1616x3x2.5/14-∞	16	16	110	22,5	-			RP316					R/LE-2.5b	R/LE-2.5bQ
2) 158E-2020x3x2.5/14-∞	20	20	125	26,5	-	2-5	14-∞	RP320	SH 51	6S 61K	NY 3		R/LE-3b	R/LE-3bQ
2) 158E-2525x3x2.5/14-∞	25	25	150	31,5	-			RP324					R/LE-4b	R/LE-4bQ
2) 158E-3225x3x2.5/14-∞	32	25	170	31,5	-			RP332					R/LE-5b	R/LE-5bQ

- Shank 1212 is ordered in right- or left-hand version.
- Schaft 1212 wird in Rechts- oder Linksausführung bestellt.
- Skaft 1212 beställs i höger- eller vänsterutförande.



Spare parts shown in the coloured columns are supplied assembled in each tool.

Die in den farbigen Spalten aufgeführten Ersatzteile sind in den Werkzeugen montiert.

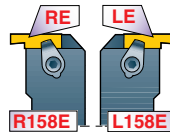
Reservdelar i de färgade kolumnerna ingår monterade i varje verktyg.

Ordering example:

Bestellbeispiel:

158E-2020 x 3 x 2.5/14-∞

Beställningsexempel:



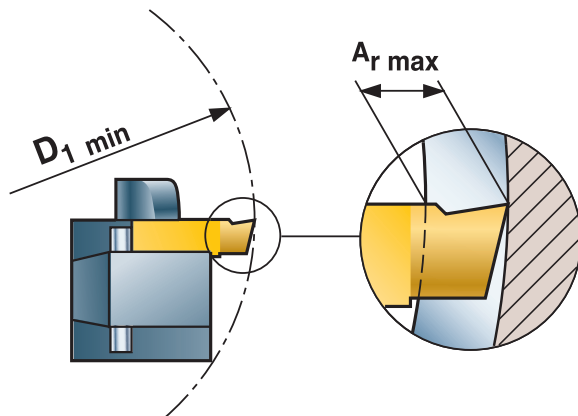
Right-hand inserts (RE) are used in right-hand holders and left-hand inserts (LE) are used in left-hand holders.

Rechtsschneiden (RE) werden in Rechtshaltern und Linksschneiden (LE) in Linkshaltern verwendet.

Högerskär (RE) används i högerhållare och vänsterskär (LE) i vänsterhållare.

Maximum entry length A_{rmax} , for internal grooving with type 158E, at smallest hole diameter D_{1min}
Maximale Einstechtiefe A_{rmax} , für innen Nutdrehen mit Typ 158E, beim kleinsten Lochdurchmesser D_{1min}
Maximal instickslängd A_{rmax} , för invändig spårvarvning med typ 158E, vid minsta håldiameter D_{1min}

	A_{rmax} (mm)	D_{1min}				
		Shank size		Schaft grösse		
		1212	1616	2020	2525	3225
RE						
LE						
R/LE-2b	1	50	54	80	121	193
R/LE-2.5b	2	50	63	95	145	234
R/LE-3b	2,5	50	70	105	162	262
	2,8	-	-	113	175	283
R/LE-4b	1	50	54	80	121	193
R/LE-5b	2	50	63	95	145	234
	3	50	78	120	184	298
	4	62	106	164	254	414
	5	100	174	270	420	686
	5,5	147	259	403	628	1027
	6	290	514	803	1252	2050



By modifying the holder's shank all tools can be adapted to smallest hole diameter $D_{1min} = 50$ mm.

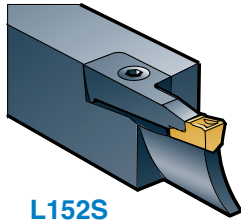
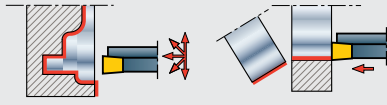
Beim Modifizieren des Halterschaftes können sämtliche Werkzeuge dem kleinsten Lochdurchmesser $D_{1min} = 50$ mm angepasst werden.

Genom att modifiera hållarens skaft kan samtliga verktyg anpassas till minsta håldiameter $D_{1min} = 50$ mm.

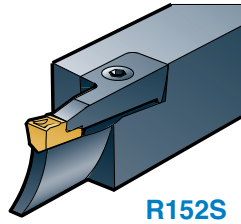
152S

Recommendations
Empfehlungen
Rekommendationer

Page:
Seite:
Sida: **A23**

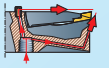


L152S

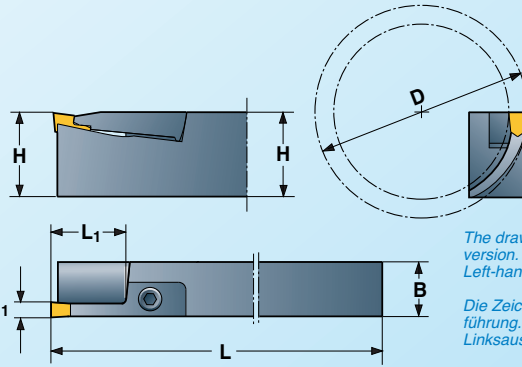


R152S

EB



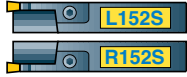
Page: Seite:
Sida: **A38-A41**



The drawing shows right-hand version.
Left-hand version reversed.

Die Zeichnung zeigt Rechtsausführung.
Linksausführung umgekehrt.

Ritningen visar högerutförande.
Vänsterutförande spegelvänt.

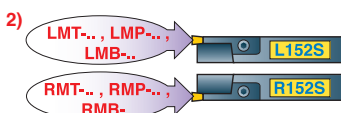


H	B	L	L ₁	B ₁	D	SHR	SHL	Screw	Spring	Key	* Insert	Page: Seite: Sida: A130-A148
---	---	---	----------------	----------------	---	-----	-----	-------	--------	-----	-------------	---

See type 153E, 153E-00 and 158E, page:
Siehe Typ 153E, 153E-00 und 158E, Seite:
Se typ 153E, 153E-00 och 158E, sid:

A83-A86

R/L152S-1616x10x2/20-23 R/L152S-2020x10x2/20-23 R/L152S-2525x10x2/20-23	16 20 25	16 20 25	110 125 150	10	2	20-23	SHR 102Z	SHL 102Z	F6S 415 F6S 418 F6S 418	BF 04T	NY 2.5	R/LMT-20Z ²⁾ R/LMP-20Z ²⁾						
R/L152S-1616x10x2/23-26 R/L152S-2020x10x2/23-26 R/L152S-2525x10x2/23-26	16 20 25	16 20 25	110 125 150	10	2	23-26												
R/L152S-1616x10x2/26-30 R/L152S-2020x10x2/26-30 R/L152S-2525x10x2/26-30	16 20 25	16 20 25	110 125 150	10	2	26-30												
R/L152S-1616x10x2/30-35 R/L152S-2020x10x2/30-35 R/L152S-2525x10x2/30-35	16 20 25	16 20 25	110 125 150	10	2	30-35							SHR 102P	SHL 102P	F6S 415 F6S 418 F6S 418	BF 04T	NY 2.5	MT-20 MP-20 MA-20
R/L152S-1616x10x2/35-40 R/L152S-2020x10x2/35-40 R/L152S-2525x10x2/35-40	16 20 25	16 20 25	110 125 150	10	2	35-40												
R/L152S-1616x10x2/40-45 R/L152S-2020x10x2/40-45 R/L152S-2525x10x2/40-45	16 20 25	16 20 25	110 125 150	10	2	40-45												
R/L152S-1616x10x2/45-50 R/L152S-2020x10x2/45-50 R/L152S-2525x10x2/45-50	16 20 25	16 20 25	110 125 150	10	2	45-50												
R/L152S-2020x10x2/50-55 R/L152S-2525x10x2/50-55	20 25	20 25	125 150	10	2	50-55	SHR 102	SHL 102	F6S 418	BF 04T	NY 2.5	MT-20 MZ-20 MS-20 MP-20 MA-20						
R/L152S-2020x10x2/55-60 R/L152S-2525x10x2/55-60	20 25	20 25	125 150	10	2	55-60												
R/L152S-2020x10x2/60-70 R/L152S-2525x10x2/60-70	20 25	20 25	125 150	10	2	60-70												
R/L152S-2020x10x2/70-80 R/L152S-2525x10x2/70-80	20 25	20 25	125 150	10	2	70-80												
R/L152S-2020x10x2/80-90 R/L152S-2525x10x2/80-90	20 25	20 25	125 150	10	2	80-90												
R/L152S-2020x10x2/90-100 R/L152S-2525x10x2/90-100	20 25	20 25	125 150	10	2	90-100							SHR 122.5Z	SHL 122.5Z	F6S 415 F6S 418 F6S 418	BF 04T	NY 2.5	R/LMT-25Z ²⁾ R/LMT-2.3r0.5Z ²⁾ R/LMP-25Z ²⁾
R/L152S-1616x12x2.5/20-23 R/L152S-2020x12x2.5/20-23 R/L152S-2525x12x2.5/20-23	16 20 25	16 20 25	110 125 150	12	2,5	20-23												
R/L152S-1616x12x2.5/23-26 R/L152S-2020x12x2.5/23-26 R/L152S-2525x12x2.5/23-26	16 20 25	16 20 25	110 125 150	12	2,5	23-26												
R/L152S-1616x12x2.5/26-30 R/L152S-2020x12x2.5/26-30 R/L152S-2525x12x2.5/26-30	16 20 25	16 20 25	110 125 150	12	2,5	26-30												
R/L152S-1616x12x2.5/30-35 R/L152S-2020x12x2.5/30-35 R/L152S-2525x12x2.5/30-35	16 20 25	16 20 25	110 125 150	12	2,5	30-35	SHR 122.5P	SHL 122.5P	F6S 415 F6S 418 F6S 418	BF 04T	NY 2.5	MT-25 MT-25Fr ³⁾ MT-2.3r0.5 MP-25 MA-25						
R/L152S-1616x12x2.5/35-40 R/L152S-2020x12x2.5/35-40 R/L152S-2525x12x2.5/35-40	16 20 25	16 20 25	110 125 150	12	2,5	35-40												



²⁾ Right-hand inserts (R) are used in right-hand holders and left-hand inserts (L) in left-hand holders.

²⁾ Rechtsschneiden (R) werden in Rechtshaltern und Linksschneiden (L) in Linkshaltern verwendet.

²⁾ Högerskär (R) används i högerhållare och vänsterskär (L) i vänsterhållare.

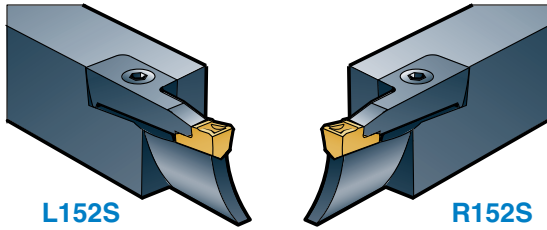


Selection of cutting geometry, page:
Wahl der Schneidengeometrie, Seite:
Val av skärgeometri, sid:

A44-A58

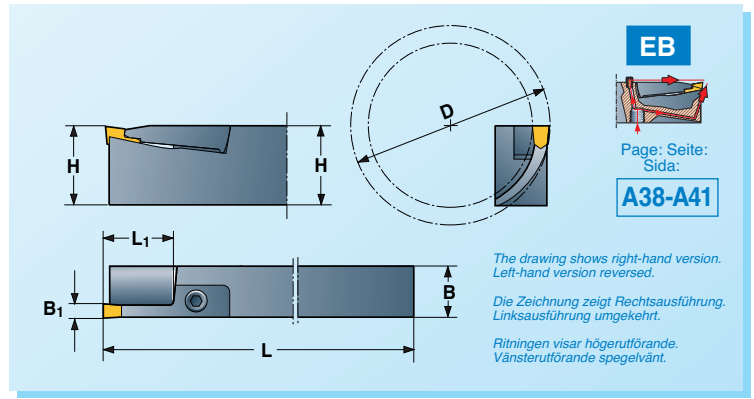
152S

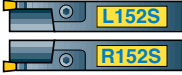






A

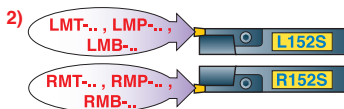


L152S

R152S










	H	B	L	L ₁	B ₁	D							Page: Seite: Sida:
R/L152S-1616x12x2.5/40-45 R/L152S-2020x12x2.5/40-45 R/L152S-2525x12x2.5/40-45	16 20 25	16 20 25	110 125 150	12	2,5	40-45	SHR 122.5	SHL 122.5	F6S 415 F6S 418 F6S 418	BF 04T			Page: Seite: Sida: A130-A148
R/L152S-1616x12x2.5/45-50 R/L152S-2020x12x2.5/45-50 R/L152S-2525x12x2.5/45-50	16 20 25	16 20 25	110 125 150	12	2,5	45-50							
R/L152S-2020x12x2.5/50-55 R/L152S-2525x12x2.5/50-55	20 25	20 25	125 150	12	2,5	50-55							
R/L152S-2020x12x2.5/55-60 R/L152S-2525x12x2.5/55-60	20 25	20 25	125 150	12	2,5	55-60	SHR 122.5	SHL 122.5	F6S 418	BF 04T	NY 2.5	MT-25 MT-25Fr ³⁾ MT-2.3r0.5 MS-25 MZ-25 MP-25 MA-25	
R/L152S-2020x12x2.5/60-70 R/L152S-2525x12x2.5/60-70	20 25	20 25	125 150	12	2,5	60-70							
R/L152S-2020x12x2.5/70-80 R/L152S-2525x12x2.5/70-80	20 25	20 25	125 150	12	2,5	70-80							
R/L152S-2020x12x2.5/80-90 R/L152S-2525x12x2.5/80-90	20 25	20 25	125 150	12	2,5	80-90	SHR 122.5	SHL 122.5	F6S 418	BF 04T	NY 2.5	MT-25 MT-25Fr ³⁾ MT-2.3r0.5 MS-25 MZ-25 MP-25 MA-25	
R/L152S-2020x12x2.5/90-100 R/L152S-2525x12x2.5/90-100	20 25	20 25	125 150	12	2,5	90-100							
R/L152S-1616x12x3/20-23 R/L152S-2020x12x3/20-23 R/L152S-2525x12x3/20-23	16 20 25	16 20 25	110 125 150	12	3	20-23							
R/L152S-1616x12x3/23-26 R/L152S-2020x12x3/23-26 R/L152S-2525x12x3/23-26	16 20 25	16 20 25	110 125 150	12	3	23-26	SHR 133Z	SHL 133Z	F6S 411	-	NY 2.5	R/LMT-3Z ²⁾ R/LMT-3.1r0.5Z ²⁾ R/LMP-3Z ²⁾ R/LMP-30Z ²⁾ R/LMB-3FU ²⁾³⁾	
R/L152S-1616x12x3/26-30 R/L152S-2020x12x3/26-30 R/L152S-2525x12x3/26-30	16 20 25	16 20 25	110 125 150	12	3	26-30							
R/L152S-1616x12x3/30-35 R/L152S-2020x12x3/30-35 R/L152S-2525x12x3/30-35	16 20 25	16 20 25	110 125 150	12	3	30-35							
R/L152S-1616x12x3/35-40 R/L152S-2020x12x3/35-40 R/L152S-2525x12x3/35-40	16 20 25	16 20 25	110 125 150	12	3	35-40	SHR 133P	SHL 133P	F6S 411	-	NY 2.5	D = 30-40 MT-3 MP-3 MT-3.1r0.5 MP-30 MT-3c MB-3FU ³⁾ D = 35-40 MA-30	
R/L152S-1616x12x3/40-50 R/L152S-2020x12x3/40-50 R/L152S-2525x12x3/40-50	16 20 25	16 20 25	110 125 150	12	3	40-50							
R/L152S-1616x12x3/40-50 R/L152S-2020x12x3/40-50 R/L152S-2525x12x3/40-50	16 20 25	16 20 25	110 125 150	12	3	40-50							
R/L152S-2020x12x3/50-60T R/L152S-2525x12x3/50-60T R/L152S-3225x12x3/50-60T	20 25 32	20 25 32	125 150 170	12	3	50-60	SHR 133	SHL 133	F6S 411	-	NY 2.5	MT-3 MP-3 MT-3.1r0.5 MP-30 MT-3b MA-30 MT-3c MB-3FU ³⁾ MS-3 MS-3D MZ-3	
R/L152S-2020x12x3/60-75T R/L152S-2525x12x3/60-75T R/L152S-3225x12x3/60-75T	20 25 32	20 25 32	125 150 170	12	3	60-75							
R/L152S-2020x12x3/75-100T R/L152S-2525x12x3/75-100T R/L152S-3225x12x3/75-100T	20 25 32	20 25 32	125 150 170	12	3	75-100							
R/L152S-2020x12x3/100-140T R/L152S-2525x12x3/100-140T R/L152S-3225x12x3/100-140T	20 25 32	20 25 32	125 150 170	12	3	100-140	SHR 133	SHL 133	F6S 411	-	NY 2.5	MT-3 MP-3 MT-3.1r0.5 MP-30 MT-3b MA-30 MT-3c MB-3FU ³⁾ MS-3 MS-3D MZ-3	
R/L152S-2020x12x3/100-140T R/L152S-2525x12x3/100-140T R/L152S-3225x12x3/100-140T	20 25 32	20 25 32	125 150 170	12	3	100-140							
R/L152S-2020x12x3/100-140T R/L152S-2525x12x3/100-140T R/L152S-3225x12x3/100-140T	20 25 32	20 25 32	125 150 170	12	3	100-140							



- ²⁾ Right-hand inserts (R) are used in right-hand holders and left-hand inserts (L) in left-hand holders.
- ²⁾ Rechtsschneiden (R) werden in Rechtshaltern und Linksschneiden (L) in Linkshaltern verwendet.
- ²⁾ Högerskår (R) används i högerhållare och vänsterskår (L) i vänsterhållare.

- ³⁾ See page A131(MT-3.7r1), A137(MB) and A148(MT-..Fr) for modification of the tool holder.
- ³⁾ Siehe Seite A131(MT-3.7r1), A137(MB) und A148(MT-..Fr) für Modifizierung des Werkzeughalters.
- ³⁾ Se sid A131(MT-3.7r1), A137(MB) och A148(MT-..Fr) för modifiering av verktyghållaren.

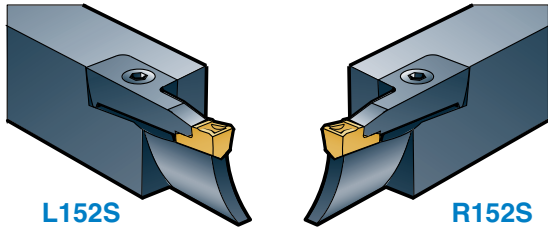
	H	B	L	L ₁	B ₁	D												
R/L152S-2020x12x3/140-190T R/L152S-2525x12x3/140-190T R/L152S-3225x12x3/140-190T	20 25 32	20 25 25	125 150 170	12	3	140-190	SHR 133	SHL 133	F6S 411	-	NY 2.5	MT-3 MT-3.1r0.5 MT-3b MT-3c MS-3 MS-3D MZ-3 MP-3 MP-30 MA-30 MB-3F ³⁾ MT-30F ³⁾						
R/L152S-2020x12x3/190-300T R/L152S-2525x12x3/190-300T R/L152S-3225x12x3/190-300T	20 25 32	20 25 25	125 150 170	12	3	190-300												
R/L152S-2020x12x3/300-500T R/L152S-2525x12x3/300-500T R/L152S-3225x12x3/300-500T	20 25 32	20 25 25	125 150 170	12	3	300-500												
R/L152S-2020x12x3/500-∞T R/L152S-2525x12x3/500-∞T R/L152S-3225x12x3/500-∞T	20 25 32	20 25 25	125 150 170	12	3	500-∞												
R/L152S-1616x12x4/30-40 R/L152S-2020x12x4/30-40 R/L152S-2525x12x4/30-40	16 20 25	16 20 25	110 125 150	12	4-4,5	30-40							SHR 134P	SHL134P	F6S 411	-		D=30-35 MT-4X MT-3.7r1X ³⁾ MT-4r1X MT-4.5r1X MT-4cX MP-4X MP-40X MB-4FXU ³⁾
R/L152S-1616x20x4/30-35 R/L152S-2020x20x4/30-35 R/L152S-2525x20x4/30-35	16 20 25	16 20 25	110 125 150	20	4-4,5	30-35							SHR 204MP	SHL 204MP	F6S 415 F6S 418 F6S 418	BF 04M		D=35-40 MT-4 MT-3.7r1 ³⁾ MT-4r1 MT-4.5r1 MT-4c MP-4 MP-40 MA-40 MB-4FU ³⁾
R/L152S-1616x20x4/35-40 R/L152S-2020x20x4/35-40 R/L152S-2525x20x4/35-40	16 20 25	16 20 25	110 125 150	20	4-4,5	35-40	SHR 204MP	SHL 204MP	F6S 415 F6S 418 F6S 418	BF 04M	NY 2.5	MT-4 MT-3.7r1 ³⁾ MT-4r1 MT-4.5r1 MT-4c MP-4 MP-40 MA-40 MB-4FU ³⁾						
R/L152S-1616x12x4/40-50 R/L152S-2020x12x4/40-50 R/L152S-2525x12x4/40-50	16 20 25	16 20 25	110 125 150	12	4-4,5	40-50	SHR 134	SHL 134	F6S 411	-	NY 2.5	MT-4 MT-3.7r1 ³⁾ MT-4r1 MT-4.5r1 MT-4b MT-4c MS-4 MS-4D						
R/L152S-1616x20x4/40-50 R/L152S-2020x20x4/40-50 R/L152S-2525x20x4/40-50	16 20 25	16 20 25	110 125 150	20	4-4,5	40-50	SHR 204MT	SHL 204MT	F6S 418	BF 04M		MZ-4 MP-4 MP-40 MA-40 MB-4FU ³⁾						
R/L152S-2020x12x4/50-60T R/L152S-2525x12x4/50-60T R/L152S-3225x12x4/50-60T	20 25 32	20 25 25	125 150 170	12	4-4,5	50-60	SHR 134	SHL 134	F6S 411	-	NY 2.5	MT-4 MT-3.7r1 ³⁾ MT-4r1 MT-4.5r1 MT-4b MT-4c MS-4 MS-4D MZ-4 MP-4 MP-40 MA-40 MB-4F ³⁾ MT-40F ³⁾						
R/L152S-2020x20x4/50-60 R/L152S-2525x20x4/50-60 R/L152S-3225x20x4/50-60	20 25 32	20 25 25	125 150 170	20	4-4,5	50-60	SHR 204MT	SHL 204MT	F6S 418	BF 04M								
R/L152S-2525x25x4/50-60 R/L152S-3225x25x4/50-60	25 32	25 25	150 170	25	4-4,5	50-60	SHR 254MT	SHL 254MT	F6S 418	BF 04M								
R/L152S-2020x12x4/60-75T R/L152S-2525x12x4/60-75T R/L152S-3225x12x4/60-75T	20 25 32	20 25 25	125 150 170	12	4-4,5	60-75	SHR 134	SHL 134	F6S 411	-								
R/L152S-2020x20x4/60-75 R/L152S-2525x20x4/60-75 R/L152S-3225x20x4/60-75	20 25 32	20 25 25	125 150 170	20	4-4,5	60-75	SHR 204MT	SHL 204MT	F6S 418	BF 04M								
R/L152S-2525x25x4/60-75 R/L152S-3225x25x4/60-75	25 32	25 25	150 170	25	4-4,5	60-75	SHR 254MT	SHL 254MT	F6S 418	BF 04M								
R/L152S-2020x12x4/75-100T R/L152S-2525x12x4/75-100T R/L152S-3225x12x4/75-100T	20 25 32	20 25 25	125 150 170	12	4-4,5	75-100	SHR 134	SHL 134	F6S 411	-								
R/L152S-2020x20x4/75-100 R/L152S-2525x20x4/75-100 R/L152S-3225x20x4/75-100	20 25 32	20 25 25	125 150 170	20	4-4,5	75-100	SHR 204MT	SHL 204MT	F6S 418	BF 04M								
R/L152S-2525x25x4/75-100 R/L152S-3225x25x4/75-100	25 32	25 25	150 170	25	4-4,5	75-100	SHR 254MT	SHL 254MT	F6S 418	BF 04M								
R/L152S-2020x12x4/100-140T R/L152S-2525x12x4/100-140T R/L152S-3225x12x4/100-140T	20 25 32	20 25 25	125 150 170	12	4-4,5	100-140	SHR 134	SHL 134	F6S 411	-								
R/L152S-2020x20x4/100-140 R/L152S-2525x20x4/100-140 R/L152S-3225x20x4/100-140	20 25 32	20 25 25	125 150 170	20	4-4,5	100-140	SHR 204MT	SHL 204MT	F6S 418	BF 04M								
R/L152S-2525x25x4/100-140 R/L152S-3225x25x4/100-140	25 32	25 25	150 170	25	4-4,5	100-140	SHR 254MT	SHL 254MT	F6S 418	BF 04M								
R/L152S-2020x12x4/140-190T R/L152S-2525x12x4/140-190T R/L152S-3225x12x4/140-190T	20 25 32	20 25 25	125 150 170	12	4-4,5	140-190	SHR 134	SHL 134	F6S 411	-								
R/L152S-2020x20x4/140-190 R/L152S-2525x20x4/140-190 R/L152S-3225x20x4/140-190	20 25 32	20 25 25	125 150 170	20	4-4,5	140-190	SHR 204MT	SHL 204MT	F6S 418	BF 04M								

* Selection of cutting geometry, page:
Wahl der Schneidengeometrie, Seite:
Val av skärgeometri, sid:

A44-A58

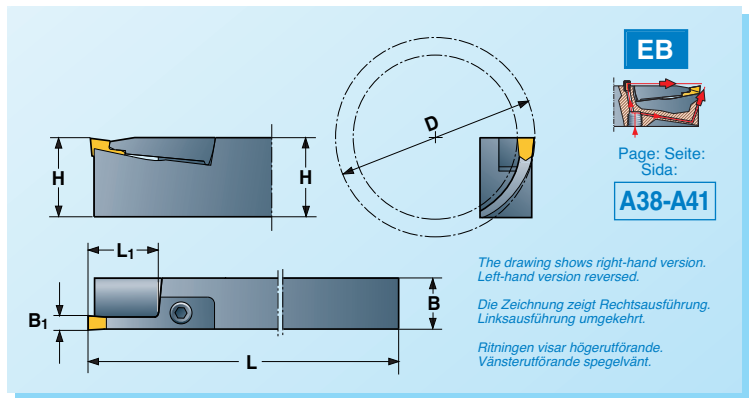
152S

A










L152S

R152S



EB
Page: Seite:
Sida:
A38-A41

The drawing shows right-hand version.
Left-hand version reversed.
Die Zeichnung zeigt Rechtsausführung.
Linksausführung umgekehrt.
Ritningen visar högerutförande.
Vänsterutförande spegelvänt.

	H	B	L	L ₁	B ₁	D							Page: Seite: Sida: A130-A148			
R/L 152S-2525x25x4/140-190 R/L 152S-3225x25x4/140-190	25 32	25 25	150 170	25	4-4,5	140-190	SHR 254MT	SHL 254MT	F6S 418	BF 04M	NY 2.5	MT-4 MT-3.7r1 ³⁾ MT-4r1 MT-4.5r1 MT-4b MT-4c MS-4 MS-4D MZ-4 MP-4 MP-40 MA-40 MB-4F ³⁾ MT-40Fr ³⁾				
R/L 152S-2020x12x4/190-∞T R/L 152S-2525x12x4/190-∞T R/L 152S-3225x12x4/190-∞T	20 25 32	20 25 25	125 150 170	12	4-4,5	190-∞	SHR 134	SHL 134	F6S 411	-						
R/L 152S-2020x20x4/190-300 R/L 152S-2525x20x4/190-300 R/L 152S-3225x20x4/190-300	20 25 32	20 25 25	125 150 170	20	4-4,5	190-300	SHR 204MT	SHL 204MT	F6S 418	BF 04M						
R/L 152S-2525x25x4/190-300 R/L 152S-3225x25x4/190-300	25 32	25 25	150 170	25	4-4,5	190-300	SHR 254MT	SHL 254MT	F6S 418	BF 04M						
R/L 152S-2020x20x4/300-∞ R/L 152S-2525x20x4/300-∞ R/L 152S-3225x20x4/300-∞	20 25 32	20 25 25	125 150 170	20	4-4,5	300-∞	SHR 204MT	SHL 204MT	F6S 418	BF 04M						
R/L 152S-2525x25x4/300-∞ R/L 152S-3225x25x4/300-∞	25 32	25 25	150 170	25	4-4,5	300-∞	SHR 254MT	SHL 254MT	F6S 418	BF 04M						
R/L 152S-1616x12x5/30-40 R/L 152S-2020x12x5/30-40 R/L 152S-2525x12x5/30-40	16 20 25	16 20 25	110 125 150	12	5	30-40	SHR 135P	SHL 135P	F6S 411	-				NY 2.5	D=30-35 MT-5X MT-5r1X MT-5cX MP-5X MB-5FXU D=35-40 MT-5 MT-5r1 MT-5c MP-5 MA-50 MB-5FU ³⁾	
R/L 152S-2020x20x5/30-40 R/L 152S-2525x20x5/30-40	20 25	20 25	125 150	20	5	30-40	SHR 205MP	SHL 205MP	F6S 418	BF 04M						
R/L 152S-1616x12x5/40-50 R/L 152S-2020x12x5/40-50 R/L 152S-2525x12x5/40-50	16 20 25	16 20 25	110 125 150	12	5	40-50	SHR 135	SHL 135	F6S 411	-	NY 2.5	MT-5 MT-5r1 MT-5b MT-5c MS-5 MZ-5 MP-5 MA-50 MB-5FU ³⁾				
R/L 152S-2020x20x5/40-50 R/L 152S-2525x20x5/40-50	20 25	20 25	125 150	20	5	40-50	SHR 205MT	SHL 205MT	F6S 418	BF 04M						
R/L 152S-2020x12x5/50-60T R/L 152S-2525x12x5/50-60T R/L 152S-3225x12x5/50-60T	20 25 32	20 25 25	125 150 170	12	5	50-60	SHR 135	SHL 135	F6S 411	-	NY 2.5	MT-5 MT-5r1 MT-5b MT-5c MS-5 MZ-5 MP-5 MA-50 MB-5F ³⁾ MT-50Fr ³⁾				
R/L 152S-2020x20x5/50-60 R/L 152S-2525x20x5/50-60 R/L 152S-3225x20x5/50-60	20 25 32	20 25 25	125 150 170	20	5	50-60	SHR 205MT	SHL 205MT	F6S 418	BF 04M						
R/L 152S-2525x25x5/50-60 R/L 152S-3225x25x5/50-60	25 32	25 25	150 170	25	5	50-60	SHR 255MT	SHL 255MT	F6S 418	BF 04M						
R/L 152S-2020x12x5/60-75T R/L 152S-2525x12x5/60-75T R/L 152S-3225x12x5/60-75T	20 25 32	20 25 25	125 150 170	12	5	60-75	SHR 135	SHL 135	F6S 411	-						
R/L 152S-2020x20x5/60-75 R/L 152S-2525x20x5/60-75 R/L 152S-3225x20x5/60-75	20 25 32	20 25 25	125 150 170	20	5	60-75	SHR 205MT	SHL 205MT	F6S 418	BF 04M						
R/L 152S-2525x25x5/60-75 R/L 152S-3225x25x5/60-75	25 32	25 25	150 170	25	5	60-75	SHR 255MT	SHL 255MT	F6S 418	BF 04M						
R/L 152S-2020x12x5/75-100T R/L 152S-2525x12x5/75-100T R/L 152S-3225x12x5/75-100T	20 25 32	20 25 25	125 150 170	12	5	75-100	SHR 135	SHL 135	F6S 411	-						
R/L 152S-2020x20x5/75-100 R/L 152S-2525x20x5/75-100 R/L 152S-3225x20x5/75-100	20 25 32	20 25 25	125 150 170	20	5	75-100	SHR 205MT	SHL 205MT	F6S 418	BF 04M						
R/L 152S-2525x25x5/75-100 R/L 152S-3225x25x5/75-100	25 32	25 25	150 170	25	5	75-100	SHR 255 MT	SHL 255MT	F6S 418	BF 04M						
R/L 152S-2020x12x5/100-140T R/L 152S-2525x12x5/100-140T R/L 152S-3225x12x5/100-140T	20 25 32	20 25 25	125 150 170	12	5	100-140	SHR 135	SHL 135	F6S 411	-						

	H	B	L	L ₁	B ₁	D	SHR	SHL						
R/L 152S-2020x20x5/100-140 R/L 152S-2525x20x5/100-140 R/L 152S-3225x20x5/100-140	20 25 32	20 25 25	125 150 170											
R/L 152S-2525x25x5/100-140 R/L 152S-3225x25x5/100-140	25 32	25 25	150 170	25	5	100-140	SHR 205MT	SHL 205MT	F6S 418	BF 04M				
R/L 152S-2020x12x5/140-190T R/L 152S-2525x12x5/140-190T R/L 152S-3225x12x5/140-190T	20 25 32	20 25 25	125 150 170	12	5	140-190	SHR 135	SHL 135	F6S 411	-				
R/L 152S-2020x20x5/140-190 R/L 152S-2525x20x5/140-190 R/L 152S-3225x20x5/140-190	20 25 32	20 25 25	125 150 170	20	5	140-190	SHR 205MT	SHL 205MT	F6S 418	BF 04M				
R/L 152S-2525x25x5/140-190 R/L 152S-3225x25x5/140-190	25 32	25 25	150 170	25	5	140-190	SHR 255MT	SHL 255MT	F6S 418	BF 04M				
R/L 152S-2020x12x5/190-∞T R/L 152S-2525x12x5/190-∞T R/L 152S-3225x12x5/190-∞T	20 25 32	20 25 25	125 150 170	12	5	190-∞	SHR 135	SHL 135	F6S 411	-				
R/L 152S-2020x20x5/190-300 R/L 152S-2525x20x5/190-300 R/L 152S-3225x20x5/190-300	20 25 32	20 25 25	125 150 170	20	5	190-300	SHR 205MT	SHL 205MT	F6S 418	BF 04M				
R/L 152S-2525x25x5/190-300 R/L 152S-3225x25x5/190-300	25 32	25 25	150 170	25	5	190-300	SHR 255MT	SHL 255MT	F6S 418	BF 04M				
R/L 152S-2020x20x5/300-∞ R/L 152S-2525x20x5/300-∞ R/L 152S-3225x20x5/300-∞	20 25 32	20 25 25	125 150 170	20	5	300-∞	SHR 205MT	SHL 205MT	F6S 418	BF 04M				
R/L 152S-2525x25x5/300-∞ R/L 152S-3225x25x5/300-∞	25 32	25 25	150 170	25	5	300-∞	SHR 255MT	SHL 255MT	F6S 418	BF 04M				
R/L 152S-1616x12x6/40-50 R/L 152S-2020x12x6/40-50 R/L 152S-2525x12x6/40-50	16 20 25	16 20 25	110 125 150	12	6-7,5	40-50	SHR 136	SHL 136	F6S 411	-				
R/L 152S-2020x20x6/40-50 R/L 152S-2525x20x6/40-50	20 25	20 25	125 150	20	6-7,5	40-50	SHR 206MT	SHL 206MT	F6S 418	BF 04M				
R/L 152S-2020x12x6/50-60T R/L 152S-2525x12x6/50-60T R/L 152S-3225x12x6/50-60T	20 25 32	20 25 25	125 150 170	12	6-7,5	50-60	SHR 136	SHL 136	F6S 411	-				
R/L 152S-2020x20x6/50-60 R/L 152S-2525x20x6/50-60 R/L 152S-3225x20x6/50-60	20 25 32	20 25 25	125 150 170	20	6-7,5	50-60	SHR 206MT	SHL 206MT	F6S 418	BF 04M				
R/L 152S-2525x25x6/50-60 R/L 152S-3225x25x6/50-60	25 32	25 25	150 170	25	6-7,5	50-60	SHR 256MT	SHL 256MT	F6S 418	BF 04M				
R/L 152S-3225x32x6/50-60	32	25	170	32	6-7,5	50-60	SHR 326MT	SHL 326MT	F6S 519	BF 05M				
R/L 152S-2020x12x6/60-75T R/L 152S-2525x12x6/60-75T R/L 152S-3225x12x6/60-75T	20 25 32	20 25 25	125 150 170	12	6-7,5	60-75	SHR 136	SHL 136	F6S 411	-				
R/L 152S-2020x20x6/60-75 R/L 152S-2525x20x6/60-75 R/L 152S-3225x20x6/60-75	20 25 32	20 25 25	125 150 170	20	6-7,5	60-75	SHR 206MT	SHL 206MT	F6S 418	BF 04M				
R/L 152S-2525x25x6/60-75 R/L 152S-3225x25x6/60-75	25 32	25 25	150 170	25	6-7,5	60-75	SHR 256MT	SHL 256MT	F6S 418	BF 04M				
R/L 152S-3225x32x6/60-75	32	25	170	32	6-7,5	60-75	SHR 326MT	SHL 326MT	F6S 519	BF 05M				
R/L 152S-2020x12x6/75-100T R/L 152S-2525x12x6/75-100T R/L 152S-3225x12x6/75-100T	20 25 32	20 25 25	125 150 170	12	6-7,5	75-100	SHR 136	SHL 136	F6S 411	-				
R/L 152S-2020x20x6/75-100 R/L 152S-2525x20x6/75-100 R/L 152S-3225x20x6/75-100	20 25 32	20 25 25	125 150 170	20	6-7,5	75-100	SHR 206MT	SHL 206MT	F6S 418	BF 04M				
R/L 152S-2525x25x6/75-100 R/L 152S-3225x25x6/75-100	25 32	25 25	150 170	25	6-7,5	75-100	SHR 256MT	SHL 256MT	F6S 418	BF 04M				
R/L 152S-3225x32x6/75-100	32	25	170	32	6-7,5	75-100	SHR 326MT	SHL 326MT	F6S 519	BF 05M				
R/L 152S-2020x12x6/100-140T R/L 152S-2525x12x6/100-140T R/L 152S-3225x12x6/100-140T	20 25 32	20 25 25	125 150 170	12	6-7,5	100-140	SHR 136	SHL 136	F6S 411	-				
R/L 152S-2020x20x6/100-140 R/L 152S-2525x20x6/100-140 R/L 152S-3225x20x6/100-140	20 25 32	20 25 25	125 150 170	20	6-7,5	100-140	SHR 206MT	SHL 206MT	F6S 418	BF 04M				
R/L 152S-2525x25x6/100-140 R/L 152S-3225x25x6/100-140	25 32	25 25	150 170	25	6-7,5	100-140	SHR 256MT	SHL 256MT	F6S 418	BF 04M				
R/L 152S-3225x32x6/100-140	32	25	170	32	6-7,5	100-140	SHR 326MT	SHL 326MT	F6S 519	BF 05M				

MT-5
MT-5r1
MT-5b
MT-5c
MS-5
MZ-5
MP-5
MA-50
MB-5Fr³⁾
MT-50Fr³⁾

MT-6
MT-6.4r1
MT-6b
MT-6c
MS-6
MZ-6
MP-6
MA-60
MT-60Fr³⁾
MT-7
MT-7.5r1
MT-7b
MT-7c



Selection of cutting geometry, page:
Wahl der Schneidengeometrie, Seite:
Val av skärgeometri, sid:

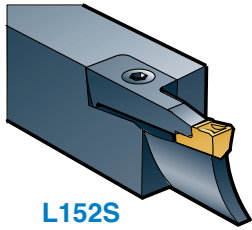
A44-A58

³⁾ See page A131(MT-3.7r1), A137(MB) and A148(MT-..Fr) for modification of the tool holder.
³⁾ Siehe Seite A131(MT-3.7r1), A137(MB) und A148(MT-..Fr) für Modifizierung des Werkzeughalters.
³⁾ Se sid A131(MT-3.7r1), A137(MB) och A148(MT-..Fr) för modifiering av verktygshållaren.

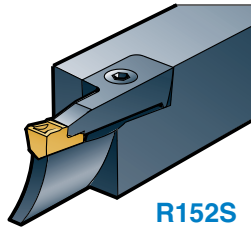


152S

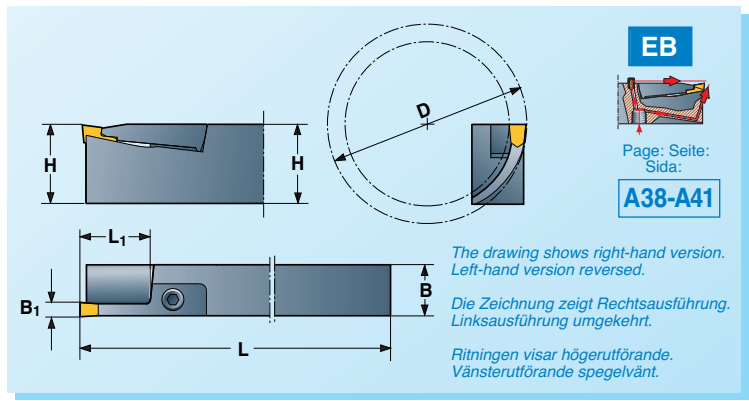
A



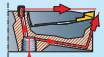
L152S



R152S



EB

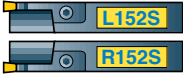














Page: Seite:
Sida:

A38-A41

Page:
Seite:
Sida:

A130-A148

	H	B	L	L ₁	B ₁	D							Page: Seite: Sida:
R/L152S-2020x12x6/140-190T R/L152S-2525x12x6/140-190T R/L152S-3225x12x6/140-190T	20 25 32	20 25 25	125 150 170	12	6-7,5	140-190	SHR 136	SHL 136	F6S 411	-			
R/L152S-2020x20x6/140-190 R/L152S-2525x20x6/140-190 R/L152S-3225x20x6/140-190	20 25 32	20 25 25	125 150 170	20	6-7,5	140-190	SHR 206MT	SHL 206MT	F6S 418	BF 04M	NY 2.5		
R/L152S-2525x25x6/140-190 R/L152S-3225x25x6/140-190	25 32	25 25	150 170	25	6-7,5	140-190	SHR 256MT	SHL 256MT	F6S 418	BF 04M			
R/L152S-3225x32x6/140-190 R/L152S-4032x32x6/140-190	32 40	25 32	170 200	32	6-7,5	140-190	SHR 326MT	SHL 326MT	F6S 519	BF 05M	NY 3	MT-6 MT-6.4r1 MT-6b MT-6c MS-6 MZ-6 MP-6 MT-60Fr ³⁾ MT-7 MT-7.5r1 MT-7b MT-7c	
R/L152S-2020x12x6/190-∞T R/L152S-2525x12x6/190-∞T R/L152S-3225x12x6/190-∞T	20 25 32	20 25 25	125 150 170	12	6-7,5	190-∞	SHR 136	SHL 136	F6S 411	-			
R/L152S-2020x20x6/190-300 R/L152S-2525x20x6/190-300 R/L152S-3225x20x6/190-300	20 25 32	20 25 25	125 150 170	20	6-7,5	190-300	SHR 206MT	SHL 206MT	F6S 418	BF 04M	NY 2.5		
R/L152S-2525x25x6/190-300 R/L152S-3225x25x6/190-300	25 32	25 25	150 170	25	6-7,5	190-300	SHR 256MT	SHL 256MT	F6S 418	BF 04M			
R/L152S-3225x32x6/190-300 R/L152S-4032x32x6/190-300	32 40	25 32	170 200	32	6-7,5	190-300	SHR 326MT	SHL 326MT	F6S 519	BF 05M	NY 3		
R/L152S-2020x20x6/300-∞ R/L152S-2525x20x6/300-∞ R/L152S-3225x20x6/300-∞	20 25 32	20 25 25	125 150 170	20	6-7,5	300-∞	SHR 206MT	SHL 206MT	F6S 418	BF 04M	NY 2.5		
R/L152S-2525x25x6/300-∞ R/L152S-3225x25x6/300-∞	25 32	25 25	150 170	25	6-7,5	300-∞	SHR 256MT	SHL 256MT	F6S 418	BF 04M			
R/L152S-3225x32x6/300-∞ R/L152S-4032x32x6/300-∞	32 40	25 32	170 200	32	6-7,5	300-∞	SHR 326MT	SHL 326MT	F6S 519	BF 05M	NY 3		
R/L152S-2525x20x8/75-100 R/L152S-3225x20x8/75-100	25 32	25 25	150 170	20	8-9	75-100	SHR 208MT	SHL 208MT	F6S 519	BF 05M			
R/L152S-4032x30x8/75-100	40	32	200	30	8-9	75-100	SHR 308MT	SHL 308MT	F6S 519	BF 05M			
R/L152S-2525x20x8/100-140 R/L152S-3225x20x8/100-140	25 32	25 25	150 170	20	8-9	100-140	SHR 208MT	SHL 208MT	F6S 519	BF 05M	NY 2.5		
R/L152S-4032x30x8/100-140	40	32	200	30	8-9	100-140	SHR 308MT	SHL 308MT	F6S 519	BF 05M			
R/L152S-2525x20x8/140-190 R/L152S-3225x20x8/140-190	25 32	25 25	150 170	20	8-9	140-190	SHR 208MT	SHL 208MT	F6S 519	BF 05M			
R/L152S-4032x30x8/140-190 R/L152S-4032x50x8/140-190	40 40	32 32	200 200	30 50	8-9	140-190	SHR 308MT SHN 8T	SHL 308MT	F6S 519 F6S 418	BF 05M BF 04T	NY 3 NY 2.5	MT-8 MT-8b MT-8c MS-8 MZ-8 MP-8 MT-9 MT-9r1 MT-9c	
R/L152S-2525x20x8/190-∞ R/L152S-3225x20x8/190-∞	25 32	25 25	150 170	20	8-9	190-∞	SHR 208MT	SHL 208MT	F6S 519	BF 05M	NY 3		
R/L152S-4032x30x8/190-300 R/L152S-4032x50x8/190-300	40 40	32 32	200 200	30 50	8-9	190-300	SHR 308MT SHN 8T	SHL 308MT	F6S 519 F6S 418	BF 05M BF 04T	NY 3 NY 2.5		
R/L152S-4032x30x8/300-∞	40	32	200	30	8-9	300-∞	SHR 308MT	SHL 308MT	F6S 519	BF 05M	NY 3		
R/L152S-4032x50x8/300-500 R/L152S-4032x50x8/500-∞	40 40	32 32	200 200	50 50	8-9	300-500 500-∞	SHN 8T		F6S 418	BF 04T	NY 2.5		

	H	B	L	L ₁	B ₁	D							Page: Seite: Sida:			
							SHR	SHL					A130-A148			
R/L152S-3225x20x10/75-100 R/L152S-4032x30x10/75-100	32 40	25 32	170 200	20 30	10-11	75-100	SHR 2010MT SHR 3010MT	SHL 2010MT SHL 3010MT	F6S 519 F6S 519	BF 05M BF 05M	NY 3	MT-10 MT-10b MT-10c MS-10 MZ-10 MP-10	A			
R/L152S-3225x20x10/100-140 R/L152S-4032x30x10/100-140	32 40	25 32	170 200	20 30	10-11	100-140	SHR 2010MT SHR 3010MT	SHL 2010MT SHL 3010MT	F6S 519 F6S 519	BF 05M BF 05M						
R/L152S-3225x20x10/140-190 R/L152S-4032x30x10/140-190 R/L152S-4032x50x10/140-190	32 40 40	25 32 32	170 200 200	20 30 50	10-11	140-190	SHR 2010MT SHR 3010MT	SHL 2010MT SHL 3010MT SHN 10T	F6S 519 F6S 519 F6S 518T	BF 05M BF 05M BF 05T						
R/L152S-3225x20x10/190-∞	32	25	170	20	10-11	190-∞	SHR 2010MT	SHL 2010MT	F6S 519	BF 05M						
R/L152S-4032x30x10/190-300 R/L152S-4032x50x10/190-300	40 40	32 32	200 200	30 50	10-11	190-300	SHR 3010MT	SHL 3010MT SHN 10T	F6S 519 F6S 518T	BF 05M BF 05T						
R/L152S-4032x30x10/300-∞ R/L152S-4032x50x10/300-∞	40 40	32 32	200 200	30 50	10-11	300-∞	SHR 3010MT	SHL 3010MT SHN 10T	F6S 519 F6S 518T	BF 05M BF 05T						
R/L152S-4032x30x12/75-100 R/L152S-4032x40x12/75-100	40 40	32 32	200 200	30 40	12	75-100	SHR 3012MT SHR 4012MT	SHL 3012MT SHL 4012MT	F6S 519 F6S 526	BF 05M BF 05M				NY 3	MT-12 MT-12c MS-12 MZ-12	
R/L152S-4032x30x12/100-140 R/L152S-4032x40x12/100-140	40 40	32 32	200 200	30 40	12	100-140	SHR 3012MT SHR 4012MT	SHL 3012MT SHL 4012MT	F6S 519 F6S 526	BF 05M BF 05M						
R/L152S-4032x30x12/140-190 R/L152S-4032x50x12/140-190	40 40	32 32	200 200	30 50	12	140-190	SHR 3012MT	SHL 3012MT SHN 12T	F6S 519 F6S 519	BF 05M BF 05T						
R/L152S-4032x30x12/190-300 R/L152S-4032x50x12/190-300	40 40	32 32	200 200	30 50	12	190-300	SHR 3012MT	SHL 3012MT SHN 12T	F6S 519 F6S 519	BF 05M BF 05T						
R/L152S-4032x30x12/300-∞ R/L152S-4032x50x12/300-∞	40 40	32 32	200 200	30 50	12	300-∞	SHR 3012MT	SHL 3012MT SHN 12T	F6S 519 F6S 519	BF 05M BF 05T						

Ordering example:

Bestellbeispiel:

R152S-2525 x 20 x 4/50-60

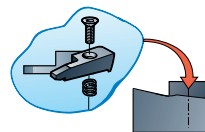
Beställningsexempel:

- 3) See page A131 (MT-3.7r1), A137 (MB) and A148 (MT-..Fr) for modification of the tool holder.
- 3) Siehe Seite A131 (MT-3.7r1), A137 (MB) und A148 (MT-..Fr) für Modifizierung des Werkzeughalters.
- 3) Se sid A131 (MT-3.7r1), A137 (MB) och A148 (MT-..Fr) för modifiering av verktygshållaren.



Selection of cutting geometry, page:
Wahl der Schneidengeometrie, Seite:
Val av skärgeometri, sid:

A44-A58



Spare parts shown in the coloured columns are supplied assembled in each tool.

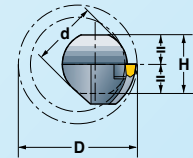
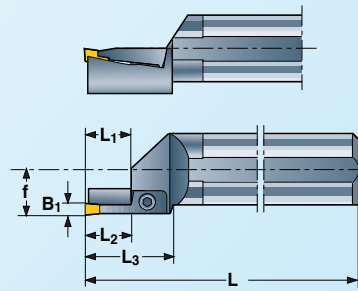
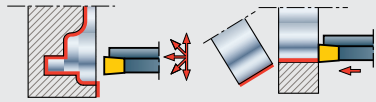
Die in den farbigen Spalten aufgeführten Ersatzteile sind in den Werkzeugen montiert.

Reservdelar i de färgade kolumnerna ingår monterade i varje verktyg.

152S-00

Recommendations
Empfehlungen
Rekommendationer

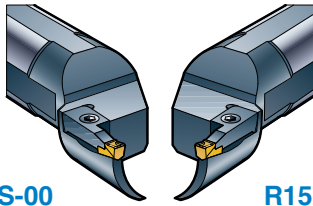
Page:
Seite: **A23, A27-A28**
Sida:



The drawing shows right-hand version.
Left-hand version reversed.

Die Zeichnung zeigt Rechtsausführung.
Linksausführung umgekehrt.

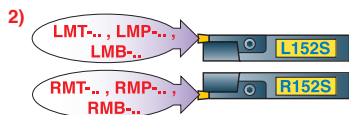
Ritningen visar högerutförande.
Vänsterutförande spegelvänt.



L152S-00

R152S-00

		H	d	L	f	L ₁	L ₂	L ₃	B ₁	D							Page: Seite: Sida:	
		A83-A86															A130-A148	
See type 153E, 153E-00 and 158E, page: Siehe Typ 153E, 153E-00 und 158E, Seite: Se typ 153E, 153E-00 och 158E, sid:																		
#	R/L152S-0016x10x2/20-23	15	16	120	8,5													
+)	R/L152S-0020x10x2/20-23	18	20	120	10,2	10	10	28	2	20-23								
+)	R/L152S-0025x10x2/20-23	23	25	150	12,7													
#	R/L152S-0016x10x2/23-26	15	16	120	8,5													
#	R/L152S-0020x10x2/23-26	18	20	120	10,5	10	10	28	2	23-26	SHR 102Z	SHL 102Z	F6S 411	-	NY 2.5	R/LMT-20Z ²⁾ R/LMP-20Z ²⁾		
+)	R/L152S-0025x10x2/23-26	23	25	150	12,7													
#	R/L152S-0016x10x2/26-30	15	16	120	8,5													
#	R/L152S-0020x10x2/26-30	18	20	120	10,5	10	10	28	2	26-30								
+)	R/L152S-0025x10x2/26-30	23	25	150	12,7													
#	R/L152S-0016x10x2/30-35	15	16	120	8,5													
#	R/L152S-0020x10x2/30-35	18	20	120	10,5	10	10	28	2	30-35	SHR 102P	SHL 102P	F6S 411	-	NY 2.5	MT-20 MP-20 MA-20		
#	R/L152S-0025x10x2/30-35	23	25	150	13													
#	R/L152S-0016x10x2/35-40	15	16	120	8,5													
#	R/L152S-0020x10x2/35-40	18	20	120	10,5	10	10	28	2	35-40								
#	R/L152S-0025x10x2/35-40	23	25	150	13													
#	R/L152S-0016x10x2/40-45	15	16	120	10													
#	R/L152S-0020x10x2/40-45	18	20	120	12	10	10	28	2	40-45								
#	R/L152S-0025x10x2/40-45	23	25	150	14,5													
#	R/L152S-0016x10x2/45-50	15	16	120	10													
#	R/L152S-0020x10x2/45-50	18	20	120	12	10	10	28	2	45-50								
#	R/L152S-0025x10x2/45-50	23	25	150	14,5													
	R/L152S-0016x10x2/50-55	15	16	120	10													
	R/L152S-0020x10x2/50-55	18	20	120	12	10	-	28	2	50-55	SHR 102	SHL 102	F6S 411	-	NY 2.5	MT-20 MS-20 MZ-20 MP-20 MA-20		
	R/L152S-0025x10x2/50-55	23	25	150	14,5													
	R/L152S-0016x10x2/55-60	15	16	120	10													
	R/L152S-0020x10x2/55-60	18	20	120	12	10	-	28	2	55-60								
	R/L152S-0025x10x2/55-60	23	25	150	14,5													
	R/L152S-0020x10x2/60-70	18	20	120	12	10	-	28	2	60-70								
	R/L152S-0025x10x2/60-70	23	25	150	14,5													
	R/L152S-0020x10x2/70-80	18	20	120	12	10	-	28	2	70-80								
	R/L152S-0025x10x2/70-80	23	25	150	14,5													
	R/L152S-0025x10x2/80-90	23	25	150	14,5	10	-	28	2	80-90								
	R/L152S-0025x10x2/90-100	23	25	150	14,5	10	-	28	2	90-100								
#	R/L152S-0016x12x2.5/20-23	15	16	120	8,5													
+)	R/L152S-0020x12x2.5/20-23	18	20	120	10,2	12	12	28	2,5	20-23								
+)	R/L152S-0025x12x2.5/20-23	23	25	150	12,7													
#	R/L152S-0016x12x2.5/23-26	15	16	120	8,5													
#	R/L152S-0020x12x2.5/23-26	18	20	120	10,5	12	12	28	2,5	23-26	SHR 122.5Z	SHL 122.5Z	F6S 411	-	NY 2.5	R/LMT-25Z ²⁾ R/LMT-2.3r0.5Z ²⁾ R/LMP-25Z ²⁾		
+)	R/L152S-0025x12x2.5/23-26	23	25	150	12,7													
#	R/L152S-0016x12x2.5/26-30	15	16	120	8,5													
#	R/L152S-0020x12x2.5/26-30	18	20	120	10,5	12	12	28	2,5	26-30								
+)	R/L152S-0025x12x2.5/26-30	23	25	150	12,7													



2) Right-hand inserts (R) are used in right-hand holders and left-hand inserts (L) in left-hand holders.

2) Rechtsschneiden (R) werden in Rechtshaltern und Linksschneiden (L) in Linkshaltern verwendet.

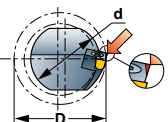
2) Högerskär (R) används i högerhållare och vänsterskär (L) i vänsterhållare.

3) See page A131(MT-3.7r1), A137(MB) and A148(MT-..Fr) for modification of the tool holder.

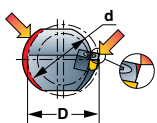
3) Siehe Seite A131(MT-3.7r1), A137(MB) und A148(MT-..Fr) für Modifizierung des Werkzeughalters.

3) Se sid A131(MT-3.7r1), A137(MB) och A148(MT-..Fr) för modifiering av verktyghållaren.

	H	d	L	f	L ₁	L ₂	L ₃	B ₁	D	SHR	SHL	F6S 411		NY 2.5	
# R/L 152S-0016x12x2.5/30-35	15	16	120	8,5						SHR 122.5P	SHL 122.5P	F6S 411	-	NY 2.5	MT-25 MT-25Fr ³⁾ MT-2.3r0.5 MP-25 MA-25
# R/L 152S-0020x12x2.5/30-35	18	20	120	10,5	12	12	28	2,5	30-35						
# R/L 152S-0025x12x2.5/30-35	23	25	150	13											
# R/L 152S-0016x12x2.5/35-40	15	16	120	8,5						SHR 122.5	SHL 122.5	F6S 411	-	NY 2.5	MT-25 MT-25Fr ³⁾ MT-2.3r0.5 MS-25 MZ-25 MP-25 MA-25
# R/L 152S-0020x12x2.5/35-40	18	20	120	10,5	12	12	28	2,5	35-40						
# R/L 152S-0025x12x2.5/35-40	23	25	150	13											
# R/L 152S-0016x12x2.5/40-45	15	16	120	10						SHR 122.5	SHL 122.5	F6S 411	-	NY 2.5	MT-25 MT-25Fr ³⁾ MT-2.3r0.5 MS-25 MZ-25 MP-25 MA-25
# R/L 152S-0020x12x2.5/40-45	18	20	120	12	12	12	28	2,5	40-45						
# R/L 152S-0025x12x2.5/40-45	23	25	150	14,5											
# R/L 152S-0016x12x2.5/45-50	15	16	120	10						SHR 122.5	SHL 122.5	F6S 411	-	NY 2.5	MT-25 MT-25Fr ³⁾ MT-2.3r0.5 MS-25 MZ-25 MP-25 MA-25
# R/L 152S-0020x12x2.5/45-50	18	20	120	12	12	12	28	2,5	45-50						
# R/L 152S-0025x12x2.5/45-50	23	25	150	14,5											
R/L 152S-0016x12x2.5/50-55	15	16	120	10						SHR 122.5	SHL 122.5	F6S 411	-	NY 2.5	MT-25 MT-25Fr ³⁾ MT-2.3r0.5 MS-25 MZ-25 MP-25 MA-25
R/L 152S-0020x12x2.5/50-55	18	20	120	12	12	-	28	2,5	50-55						
R/L 152S-0025x12x2.5/50-55	23	25	150	14,5											
R/L 152S-0016x12x2.5/55-60	15	16	120	10						SHR 122.5	SHL 122.5	F6S 411	-	NY 2.5	MT-25 MT-25Fr ³⁾ MT-2.3r0.5 MS-25 MZ-25 MP-25 MA-25
R/L 152S-0020x12x2.5/55-60	18	20	120	12	12	-	28	2,5	55-60						
R/L 152S-0025x12x2.5/55-60	23	25	150	14,5											
R/L 152S-0020x12x2.5/60-70	18	20	120	12						SHR 122.5	SHL 122.5	F6S 411	-	NY 2.5	MT-25 MT-25Fr ³⁾ MT-2.3r0.5 MS-25 MZ-25 MP-25 MA-25
R/L 152S-0025x12x2.5/60-70	23	25	150	14,5	12	-	28	2,5	60-70						
R/L 152S-0020x12x2.5/70-80	18	20	120	12											
R/L 152S-0025x12x2.5/70-80	23	25	150	14,5	12	-	28	2,5	70-80						
R/L 152S-0025x12x2.5/80-90	23	25	150	14,5	12	-	28	2,5	80-90						
R/L 152S-0025x12x2.5/90-100	23	25	150	14,5	12	-	28	2,5	90-100						
+ R/L 152S-0016x12x3/20-23	15	16	120	10						SHR 133Z	SHL 133Z	F6S 411	-	NY 2.5	R/LMT-3Z ²⁾ R/LMT-3.1r0.5Z ²⁾ R/LMP-3Z ²⁾ R/LMP-30Z ²⁾ R/LMB-3FZU ^{2,3)}
+ R/L 152S-0020x12x3/20-23	18	20	120	10,5	12	12	28	3	20-23						
+ R/L 152S-0025x12x3/20-23	23	25	150	13											
+ R/L 152S-0016x12x3/23-26	15	16	120	10						SHR 133Z	SHL 133Z	F6S 411	-	NY 2.5	R/LMT-3Z ²⁾ R/LMT-3.1r0.5Z ²⁾ R/LMP-3Z ²⁾ R/LMP-30Z ²⁾ R/LMB-3FZU ^{2,3)}
+ R/L 152S-0020x12x3/23-26	18	20	120	10,5	12	12	28	3	23-26						
+ R/L 152S-0025x12x3/23-26	23	25	150	13											
+ R/L 152S-0016x12x3/26-30	15	16	120	10						SHR 133Z	SHL 133Z	F6S 411	-	NY 2.5	R/LMT-3Z ²⁾ R/LMT-3.1r0.5Z ²⁾ R/LMP-3Z ²⁾ R/LMP-30Z ²⁾ R/LMB-3FZU ^{2,3)}
+ R/L 152S-0020x12x3/26-30	18	20	120	10,5	12	12	28	3	26-30						
+ R/L 152S-0025x12x3/26-30	23	25	150	13											
+ R/L 152S-0032x12x3/26-30	30	32	170	16,5											
# R/L 152S-0025x12x3/30-35	23	25	150	13	12	12	28	3	30-35	SHR 133P	SHL 133P	F6S 411	-	NY 2.5	D=30-40 MT-3 MP-3 MT-3.1r0.5 MP-30 MT-3c MB-3FU ³⁾ D=35-40 MA-30
+ R/L 152S-0032x12x3/30-35	30	32	170	16,5											
# R/L 152S-0025x12x3/35-40	23	25	150	13	12	12	28	3	35-40						
# R/L 152S-0032x12x3/35-40	30	32	170	16,5											
# R/L 152S-0025x12x3/40-50	23	25	150	14,5	12	12	28	3	40-50	SHR 133	SHL 133	F6S 411	-	NY 2.5	MT-3 MZ-3 MT-3.1r0.5 MP-3 MT-3b MP-30 MT-3c MA-30 MS-3 MB-3FU ³⁾ MS-3D
# R/L 152S-0032x12x3/40-50	30	32	170	18											
R/L 152S-0025x12x3/50-60	23	25	150	14,5	12	-	28	3	50-60						
R/L 152S-0032x12x3/50-60	30	32	170	18						SHR 133	SHL 133	F6S-411	-	NY 2.5	MT-3 MZ-3 MT-3.1r0.5 MP-3 MT-3b MP-30 MT-3c MA-30 MS-3 MB-3F ³⁾ MS-3D MT-30Fr ³⁾
R/L 152S-0025x12x3/60-75	23	25	150	14,5	12	-	28	3	60-75						
R/L 152S-0032x12x3/60-75	30	32	170	18											
R/L 152S-0032x12x3/75-100	30	32	170	18						SHR 133	SHL 133	F6S-411	-	NY 2.5	MT-3 MZ-3 MT-3.1r0.5 MP-3 MT-3b MP-30 MT-3c MA-30 MS-3 MB-3F ³⁾ MS-3D MT-30Fr ³⁾
R/L 152S-0032x12x3/100-140	30	32	170	18	12	-	28	3	75-100						
R/L 152S-0032x12x3/140-190	30	32	170	18											
R/L 152S-0032x12x3/190-300	30	32	170	18											



- #) Modification of the clamp permits larger L₂.
- #) Eine Änderung des Spannhakens lässt grössere L₂ zu.
- #) Modifiering av spännhaken medger längre L₂.



- +) Modification of the tool holder and the clamp permits larger L₂.
- +) Eine Änderung des Werkzeughalters und des Spannhakens lässt grössere L₂ zu.
- +) Modifiering av verktygshållaren och spännhaken medger längre L₂.

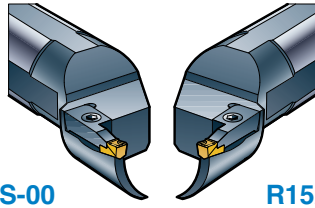


Selection of cutting geometry, page:
Wahl der Schneidengeometrie, Seite:
Val av skärgeometri, sid:

A44-A58

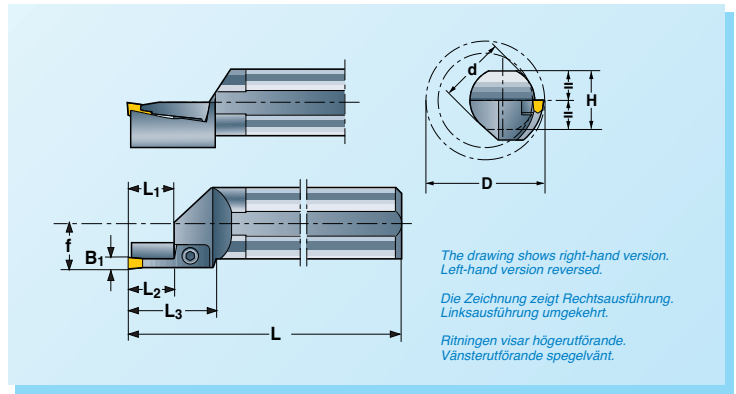
152S-00









A

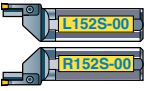


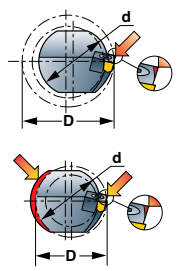
L152S-00

R152S-00



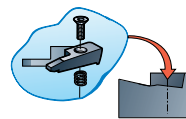
 	H	d	L	f	L ₁	L ₂	L ₃	B ₁	D							Page: Seite: Sida:
																A130-A148
# R/L152S-0025x12x4/30-40 + R/L152S-0032x12x4/30-40	23 30	25 32	150 170	13 16,5	12	12	28	4	30-40	SHR 134P	SHL 134P	F6S 411	-	NY 2.5	D=30-35 MT-4X MT-3.7r1X ³⁾ MT-4r1X MT-4.5r1X MT-4cX MP-4X MP-40X MB-4FXU ³⁾	D=35-40 MT-4 MT-3.7r1 ³⁾ MT-4r1 MT-4c MT-4.5r1 MP-4 MP-40 MA-40 MB-4FU ³⁾
+ R/L152S-0032x20x4/30-35 # R/L152S-0032x20x4/35-40	30 30	32 32	170 170	16,5 16,5	20	20	44	4	30-35 35-40	SHR 204MP	SHL 204MP	F6S 415	-			
R/L152S-0025x12x4/40-50 R/L152S-0032x12x4/40-50	23 30	25 32	150 170	14,5 18	12	-	28	4	40-50	SHR 134	SHL 134	F6S 411	-	NY 2.5	MT-4 MT-3.7r1 ³⁾ MT-4r1 MT-4.5r1 MT-4b MT-4r1b MT-4c	MS-4 MZ-4 MP-4 MP-40 MA-40 MB-4FU ³⁾
# R/L152S-0032x20x4/40-50 + R/L152S-0040x20x4/40-50	30 37	32 40	170 200	18 20,5	20	20	44	4	40-50	SHR 204MT	SHL 204MT	F6S 415	BF 04M			
R/L152S-0025x12x4/50-60 R/L152S-0032x12x4/50-60	23 30	25 32	150 170	14,5 18	12	-	28	4	50-60	SHR 134	SHL 134	F6S 411	-			
# R/L152S-0032x20x4/50-60 # R/L152S-0040x20x4/50-60	30 37	32 40	170 200	18 22	20	20	44	4	50-60	SHR 204MT	SHL 204MT	F6S 415	BF 04M			
R/L152S-0025x12x4/60-75 R/L152S-0032x12x4/60-75	23 30	25 32	150 170	14,5 18	12	-	28	4	60-75	SHR 134	SHL 134	F6S 411	-			
# R/L152S-0032x20x4/60-75 # R/L152S-0040x20x4/60-75	30 37	32 40	170 200	18 22	20	20	44	4	60-75	SHR 204MT	SHL 204MT	F6S 415	BF 04M			
R/L152S-0032x12x4/75-100	30	32	170	18	12	-	28	4	75-100	SHR 134	SHL 134	F6S 411	-			
# R/L152S-0032x20x4/75-100 # R/L152S-0040x20x4/75-100	30 37	32 40	170 200	18 22	20	20	44	4	75-100	SHR 204MT	SHL 204MT	F6S 415	BF 04M	NY 2.5	MT-4 MT-3.7r1 ³⁾ MT-4r1 MT-4.5r1 MT-4b MT-4c MS-4 MS-4D MZ-4 MP-4 MP-40 MA-40 MB-4F ³⁾ MT-40Fr ³⁾	
R/L152S-0032x12x4/100-140	30	32	170	18	12	-	28	4	100-140	SHR 134	SHL 134	F6S 411	-			
# R/L152S-0032x20x4/100-140 # R/L152S-0040x20x4/100-140	30 37	32 40	170 200	18 22	20	20	44	4	100-140	SHR 204MT	SHL 204MT	F6S 418	BF 04M			
R/L152S-0032x12x4/140-190	30	32	170	18	12	-	28	4	140-190	SHR 134	SHL 134	F6S 411	-			
# R/L152S-0032x20x4/140-190 # R/L152S-0040x20x4/140-190	30 37	32 40	170 200	18 22	20	20	44	4	140-190	SHR 204MT	SHL 204MT	F6S 418	BF 04M			
R/L152S-0032x12x4/190-300	30	32	170	18	12	-	28	4	190-300	SHR 134	SHL 134	F6S 411	-			
# R/L152S-0032x20x4/190-300 # R/L152S-0040x20x4/190-300	30 37	32 40	170 200	18 22	20	20	44	4	190-300	SHR 204MT	SHL 204MT	F6S 418	BF 04M			
# R/L152S-0032x20x5/40-50 + R/L152S-0040x20x5/40-50	30 37	32 40	170 200	18 20,5	20	20	44	5	40-50	SHR 205MT	SHL 205MT	F6S 415	BF 04M	NY 2.5	MT-5 MT-5r1 MT-5b MT-5c MS-5	MZ-5 MP-5 MA-50 MB-5FU ³⁾
# R/L152S-0032x20x5/50-60 # R/L152S-0040x20x5/50-60	30 37	32 40	170 200	18 22	20	20	44	5	50-60	SHR 205MT	SHL 205MT	F6S 415	BF 04M			
# R/L152S-0032x25x5/50-60 # R/L152S-0040x25x5/50-60 # R/L152S-0050x25x5/50-60	30 37 47	32 40 50	170 200 250	18 22 27	25	25	49 49 50	5	50-60	SHR 255MT	SHL 255MT	F6S 415	BF 04M			
# R/L152S-0032x20x5/60-75 # R/L152S-0040x20x5/60-75	30 37	32 40	170 200	18 22	20	20	44	5	60-75	SHR 205MT	SHL 205MT	F6S 415	BF 04M	NY 2.5	MS-5 MZ-5 MP-5 MA50 MB-5F ³⁾ MT-50Fr ³⁾	
# R/L152S-0032x25x5/60-75 # R/L152S-0040x25x5/60-75 # R/L152S-0050x25x5/60-75	30 37 47	32 40 50	170 200 250	18 22 27	25	25	49 49 50	5	60-75	SHR 255MT	SHL 255MT	F6S 415	BF 04M			
# R/L152S-0032x20x5/75-100 # R/L152S-0040x20x5/75-100	30 37	32 40	170 200	18 22	20	20	44	5	75-100	SHR 205MT	SHL 205MT	F6S 415	BF 04M			

	H	d	L	f	L ₁	L ₂	L ₃	B ₁	D	SHR	SHL	SHN	F6S	BF	NY	MT	MP	MS	MZ	Page: Seite: Sida: A130-A148
																				
# R/L 152S-0032x25x5/75-100	30	32	170	18																
# R/L 152S-0040x25x5/75-100	37	40	200	22	25	25	49	5	75-100	SHR 255MT	SHL 255MT	F6S 415	BF 04M							
# R/L 152S-0050x25x5/75-100	47	50	250	27																
# R/L 152S-0032x20x5/100-140	30	32	170	18	20	20	44	5	100-140	SHR 205MT	SHL 205MT	F6S 418	BF 04M							
# R/L 152S-0040x20x5/100-140	37	40	200	22																
# R/L 152S-0032x25x5/100-140	30	32	170	18	25	25	49	5	100-140	SHR 255MT	SHL 255MT	F6S 418	BF 04M							
# R/L 152S-0040x25x5/100-140	37	40	200	22																
# R/L 152S-0032x20x5/140-190	30	32	170	18	20	20	44	5	140-190	SHR 205MT	SHL 205MT	F6S 418	BF 04M	NY 2.5						
# R/L 152S-0040x20x5/140-190	37	40	200	22																
# R/L 152S-0032x25x5/140-190	30	32	170	18	25	25	49	5	140-190	SHR 255MT	SHL 255MT	F6S 418	BF 04M							
# R/L 152S-0040x25x5/140-190	37	40	200	22																
# R/L 152S-0032x20x5/190-300	30	32	170	18	20	20	44	5	190-300	SHR 205MT	SHL 205MT	F6S 418	BF 04M							
# R/L 152S-0040x20x5/190-300	37	40	200	22																
# R/L 152S-0032x25x5/190-300	30	32	170	18	25	25	49	5	190-300	SHR 255MT	SHL 255MT	F6S 418	BF 04M							
# R/L 152S-0040x25x5/190-300	37	40	200	22																
# R/L 152S-0032x20x6/40-50	30	32	170	18	20	20	44	6	40-50											
+ R/L 152S-0040x20x6/40-50	37	40	200	20,5						SHR 206MT	SHL 206MT	F6S 415	BF 04M							
# R/L 152S-0032x20x6/50-60	30	32	170	18	20	20	44	6	50-60											
# R/L 152S-0040x20x6/50-60	37	40	200	22																
# R/L 152S-0040x32x6/50-60	37	40	200	22	32	32	62	6	50-60	SHR 326MT	SHL 326MT	F6S 519	BF 05M							
# R/L 152S-0032x20x6/60-75	30	32	170	18	20	20	44	6	60-75	SHR 206MT	SHL 206MT	F6S 415	BF 04M							
# R/L 152S-0040x20x6/60-75	37	40	200	22																
# R/L 152S-0040x32x6/60-75	37	40	200	22	32	32	62	6	60-75	SHR 326MT	SHL 326MT	F6S 519	BF 05M							
# R/L 152S-0032x20x6/75-100	30	32	170	18	20	20	44	6	75-100	SHR 206MT	SHL 206MT	F6S 415	BF 04M							
# R/L 152S-0040x20x6/75-100	37	40	200	22																
+ R/L 152S-0040x32x6/75-100	37	40	200	22	32	32	62	6	75-100	SHR 326MT	SHL 326MT	F6S 519	BF 05M							
+ R/L 152S-0050x32x6/75-100	47	50	250	27	32	32	70	6												
# R/L 152S-0032x20x6/100-140	30	32	170	18	20	20	44	6	100-140	SHR 206MT	SHL 206MT	F6S 418	BF 04M	NY 2.5						
# R/L 152S-0040x20x6/100-140	37	40	200	22																
+ R/L 152S-0040x32x6/100-140	37	40	200	22	32	32	62	6	100-140	SHR 326MT	SHL 326MT	F6S 519	BF 05M							
+ R/L 152S-0050x32x6/100-140	47	50	250	27	32	32	70	6												
# R/L 152S-0032x20x6/140-190	30	32	170	18	20	20	44	6	140-190	SHR 206MT	SHL 206MT	F6S 418	BF 04M							
# R/L 152S-0040x20x6/140-190	37	40	200	22																
+ R/L 152S-0040x32x6/140-190	37	40	200	22	32	32	62	6	140-190	SHR 326MT	SHL 326MT	F6S 519	BF 05M							
+ R/L 152S-0050x32x6/140-190	47	50	250	27	32	32	70	6												
# R/L 152S-0032x20x6/190-300	30	32	170	18	20	20	44	6	190-300	SHR 206MT	SHL 206MT	F6S 418	BF 04M							
# R/L 152S-0040x20x6/190-300	37	40	200	22																
+ R/L 152S-0040x32x6/190-300	37	40	200	22	32	32	62	6	190-300	SHR 326MT	SHL 326MT	F6S 519	BF 05M							
+ R/L 152S-0050x32x6/190-300	47	50	250	27	32	32	70	6												
R/L 152S-0050x50x8/190-300	47	50	250	27	50	-	70	8	190-300	SHN 8T		F6S 418	BF 04T	NY 2.5	MT-8 MT-8b MT-8c	MP-8 MT-9 MT-9r1	MS-8	MZ-8		
R/L 152S-0050x50x8/300-500	47	50	250	27	50	-	70	8	300-500											



- #) Modification of the clamp permits larger L₂.
- #) Eine Änderung des Spannhakens lässt grössere L₂ zu.
- #) Modifiering av spännhaken medger längre L₂.

- +) Modification of the tool holder and the clamp permits larger L₂.
- +) Eine Änderung des Werkzeughalters und des Spannhakens lässt grössere L₂ zu.
- +) Modifiering av verktygshållaren och spännhaken medger längre L₂.



- 3) See page A131(MT-3.7r1), A137(MB) and A148(MT-..Fr) for modification of the tool holder.
- 3) Siehe Seite A131(MT-3.7r1), A137(MB) und A148(MT-..Fr) für Modifizierung des Werkzeughalters.
- 3) Se sid A131(MT-3.7r1), A137(MB) och A148(MT-..Fr) för modifiering av verktygshållaren.

Spare parts shown in the coloured columns are supplied assembled in each tool.

Die in den farbigen Spalten aufgeführten Ersatzteile sind in den Werkzeugen montiert.

Reservdelar i de färgade kolumnerna ingår monterade i varje verktyg.

Ordering example:

Bestellbeispiel:

Beställningsexempel:

R152S-0040 x 20 x 6/190-300

*



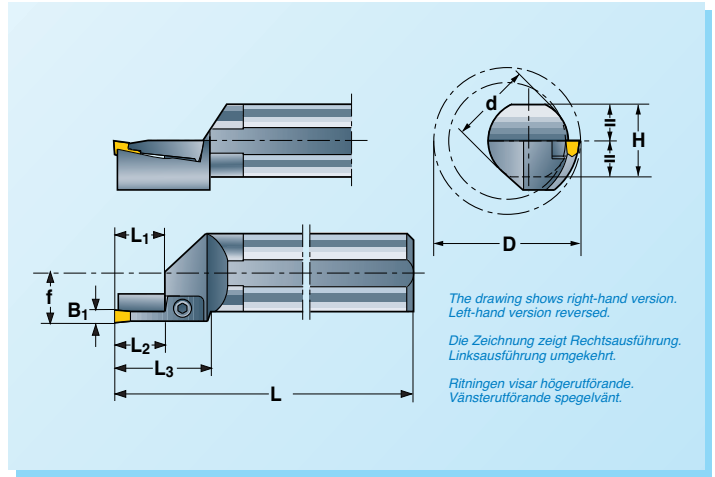
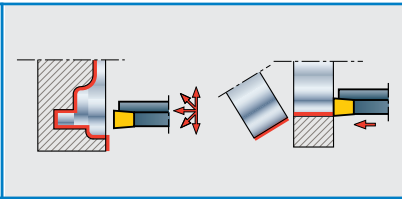
Selection of cutting geometry, page:
Wahl der Schneidengeometrie, Seite:
Val av skärgeometri, sid:

A44-A58

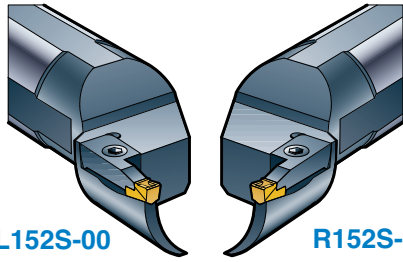
152S-00

Recommendations
Empfehlungen
Rekommendationer

Page:
Seite:
Sida: **A23, A27-A28**




A

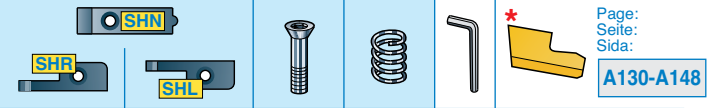


L152S-00

R152S-00



d	L	f	L ₁	L ₂	B ₁	D
---	---	---	----------------	----------------	----------------	---



Page:
Seite:
Sida: **A130-A148**

¹⁾ R/L152S-00 d x L ₁ x B ₁ /20-23 ²⁾	Specified by the customer.	20- 23
¹⁾ R/L152S-00 d x L ₁ x B ₁ /23-26 ²⁾		23- 26
¹⁾ R/L152S-00 d x L ₁ x B ₁ /26-30 ²⁾		26- 30
¹⁾ R/L152S-00 d x L ₁ x B ₁ /30-40		30- 40
¹⁾ R/L152S-00 d x L ₁ x B ₁ /40-50		40- 50
¹⁾ R/L152S-00 d x L ₁ x B ₁ /50-60		50- 60
¹⁾ R/L152S-00 d x L ₁ x B ₁ /60-75		60- 75
¹⁾ R/L152S-00 d x L ₁ x B ₁ /75-100		75-100
¹⁾ R/L152S-00 d x L ₁ x B ₁ /100-140		100-140
¹⁾ R/L152S-00 d x L ₁ x B ₁ /140-190		140-190
¹⁾ R/L152S-00 d x L ₁ x B ₁ /190-300	190-300	
¹⁾ R/L152S-00 d x L ₁ x B ₁ /300-∞	300-∞	

Spare parts and inserts in accordance with corresponding type 152S with square shank (L₁, B₁ and D identical). See page:

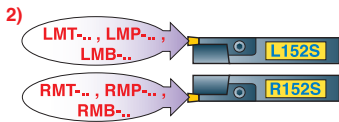
Ersatzteile und Schneiden in Übereinstimmung mit Halter 152S mit rechteckigem Schaft (L₁, B₁ und D gleich). Siehe Seite: **A87-A93**

Reservdelar och skär i överensstämmelse med motsvarande hållare typ 152S med rektangulärt skaft (L₁, B₁ och D lika). Se sida:

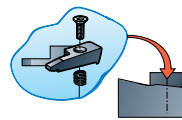
¹⁾ Tool holders of type 152S-00 that are not included in the standard range (see page A94) are manufactured on request as semistandard, whereby diameter of the shank d, total holder length L, measurement centre of shank to external insert corner f, entry length L₁ and cutting width B₁ are specified by the customer for the given diameter range D. The combination L₁, B₁ and D should preferably be selected in accordance with holder type 152S with square shank (see page A87 -A93).

¹⁾ Werkzeughalter vom Typ 152S-00 die im Standardprogramm (siehe Seite A94) nicht enthalten sind, werden auf besondere Bestellung als Semistandard hergestellt, wobei Schaftdurchmesser d, Gesamtlänge des Halters L, Mass Schaftzentrum bis zur aussen Schneidecke f, Einstechlänge L₁ und Einstechbreite B₁ für den angegebenen Durchmesserbereich D vom Kunden spezifiziert werden müssen. Die Kombination L₁, B₁ und D soll vorzugsweise in Übereinstimmung mit dem Halter 152S gewählt werden (siehe Seite A87 -A93).

¹⁾ Verkytgshållare av typ 152S-00 som ej ingår i standard-sortimentet (se sid A94) tillverkas mot order som semistandard varvid skaflets diameter d, hållarens totallängd L, mått skaft-centrum till yttre skärhorn f, instickslängd L₁ och insticksbredd B₁ specificeras av kunden för det angivna diameterområdet D. Kombinationen L₁, B₁ och D bör företrädesvis väljas i överensstämmelse med hållare typ 152S med rektangulärt skaft (se sid A87 -A93).



²⁾ Right-hand inserts (R) are used in right-hand holders and left-hand inserts (L) in left-hand holders.
²⁾ Rechtsschneiden (R) werden in Rechtshaltern und Linksschneiden (L) in Linkshaltern verwendet.
²⁾ Högerskär (R) används i högerhållare och vänsterskär (L) i vänsterhållare.



Spare parts shown in the coloured columns are supplied assembled in each tool.

Die in den farbigen Spalten aufgeführten Ersatzteile sind in den Werkzeugen montiert.

Reservdelar i de färgade kolumnerna ingår monterade i varje verktyg.

Ordering example:
Bestellbeispiel:
Beställningsexempel:

R152S-0020 x 12 x 3/50-60



Selection of cutting geometry, page:
Wahl der Schneidengeometrie, Seite:
Val av skärgeometri, sid:

A44-A58