

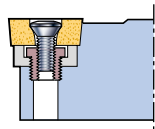
SCFC R/L

Recommendations
Empfehlungen
Rekommendationer

Page: Seite: Sida:

B12-B14, B18

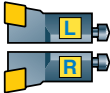










90°



S

The drawing shows right-hand version. Left-hand version reversed.
Die Zeichnung zeigt Rechtsausführung. Linksausführung umgekehrt.
Ritningen visar högerutförande. Vänsterutförande spegelvänt.

B

			h_1	h_2	b	l_1	e	f	v	γ	λ										CCMW CCMT CCXT Page: Seite: Sida: B179-B184	
SCFC R/L 10CA-09			10	15	11	50	20	14	20°	0°	0°	FTX153507	NY15X	-	-	-	AX508	RA408	NY2	MO618	NY4	0903 ..
SCFC R/L 12CA-12			12	20	15	55	20	20	20°	0°	0°	FTX154510	NY15X	-	-	-	AX508	RA412	NY2	MO622	NY4	1204 ..

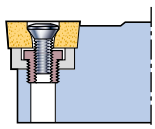
STGC R/L

Recommendations
Empfehlungen
Rekommendationer

Page: Seite: Sida:

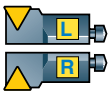










B12-B14, B18

90°



S

The drawing shows right-hand version. Left-hand version reversed.
Die Zeichnung zeigt Rechtsausführung. Linksausführung umgekehrt.
Ritningen visar högerutförande. Vänsterutförande spegelvänt.

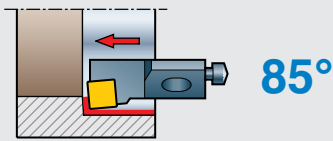
			h_1	h_2	b	l_1	e	f	v	γ	λ										TCMW TCMT TCGT Page: Seite: Sida: B179-B184	
STGC R/L 06CA-06			6	8,5	6	25	12	8	20°	-10°	0°	FTX062005	NY6X	-	-	-	AX305	RA304	NY1.5	MO3509	NY2	06T1 ..
STGC R/L 08CA-09			8	11	7	32	17	10	20°	-8°	0°	FTX072206	NY7X	-	-	-	AX309	RA304	NY1.5	MO410	NY2.5	0902 ..
STGC R/L 10CA-11			10	15	11	50	20	14	20°	0°	0°	FTX072507	NY7X	-	-	-	AX508	RA408	NY2	MO618	NY4	1102 ..
STGC R/L 12CA-16			12	20	15	55	20	20	20°	0°	0°	FTX153512	NY15X	-	-	-	AX508	RA412	NY2	MO622	NY4	16T3 ..
STGC R/L 16CA-16			16	21	20	63	25	25	45°	0°	-5°	FTX153514	NY15X	UTC16	RSM508	NY3.5	AX612	RA512	NY2.5	MO830	NY5	

SSYC R/L

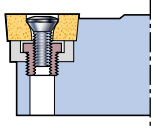
Recommendations
Empfehlungen
Rekommendationer

Page: Seite: Sida:

B12-B14, B18



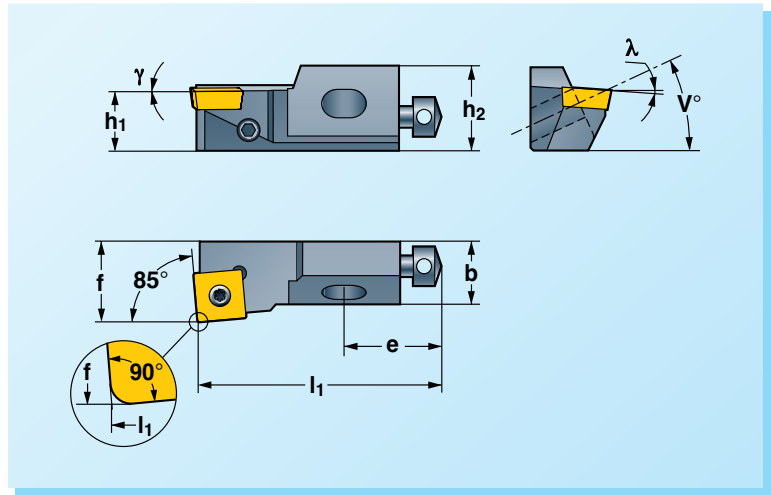
85°















S

B

The drawing shows right-hand version. Left-hand version reversed.
Die Zeichnung zeigt Rechtsausführung. Linksausführung umgekehrt.
Ritningen visar högerutförande. Vänsterutförande spegelvänt.



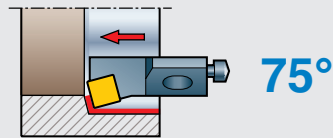
			h_1	h_2	b	l_1	e	f	v	γ	λ											SCMW * SCMT SCGT Page: Seite: Sida: B179-B184
SSYC R/L 10CA-09			10	15	11	50	20	14	20°	0°	-4°	FTX153510	NY15X	-	-	-	AX508	RA408	NY2	MO618	NY4	09T3 ..
SSYC R/L 12CA-12			12	20	15	55	20	20	20°	0°	-4°	FTX154510	NY15X	-	-	-	AX508	RA412	NY2	MO622	NY4	1204 ..
SSYC R/L 16CA-12			16	21	20	63	25	25	45°	0°	-4°	FTX154512	NY15X	-	-	-	AX612	RA512	NY2.5	MO830	NY5	1204 ..

SSKC R/L

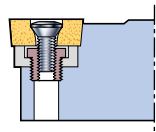
Recommendations
Empfehlungen
Rekommendationer

Page: Seite: Sida:

B12-B14, B18

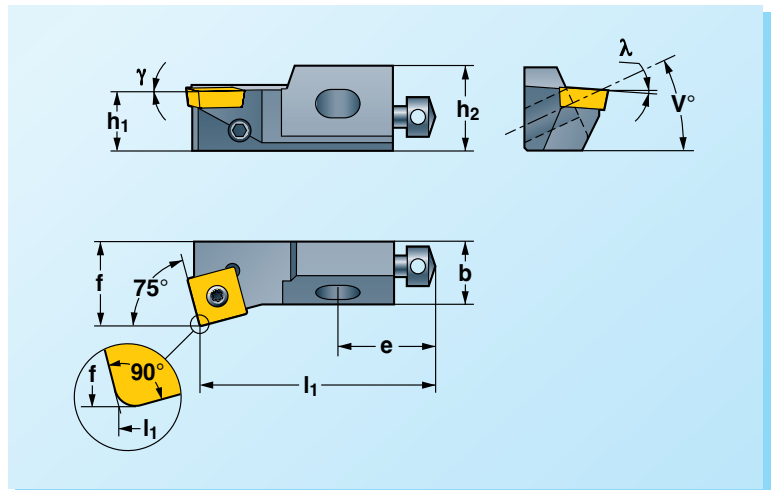














75°




S

The drawing shows right-hand version. Left-hand version reversed.
Die Zeichnung zeigt Rechtsausführung. Linksausführung umgekehrt.
Ritningen visar högerutförande. Vänsterutförande spegelvänt.



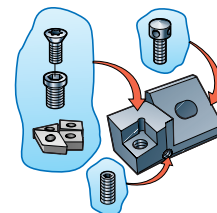
			h_1	h_2	b	l_1	e	f	v	γ	λ											SCMW * SCMT SCGT Page: Seite: Sida: B179-B184
SSKC R/L 10CA-09			10	15	11	50	20	14	20°	0°	-4°	FTX153510	NY15X	-	-	-	AX508	RA408	NY2	MO618	NY4	09T3 ..
SSKC R/L 12CA-12			12	20	15	55	20	20	20°	0°	-4°	FTX154510	NY15X	-	-	-	AX508	RA412	NY2	MO622	NY4	1204 ..
SSKC R/L 16CA-12			16	21	20	63	25	25	45°	0°	-4°	FTX154512	NY15X	-	-	-	AX612	RA512	NY2.5	MO830	NY5	1204 ..

*  Selection of cutting geometry page:
Wahl der Schneidgeometrie, Seite:
Val av skärgeometri, sid:

B27-B39

Ordering example:
Bestellbeispiel:
Beställningsexempel:

SSKCR 16CA-12



Spare parts shown in the coloured columns are supplied assembled in each tool.

Die in den farbigen Spalten aufgeführten Ersatzteile sind in den Werkzeugen montiert.

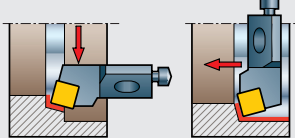
Reservdelar i de färgade kolumnerna ingår monterade i varje verktyg.

SSRC R/L

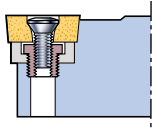
Recommendations
Empfehlungen
Rekommendationer

Page: Seite: Sida:

B12-B14, B18

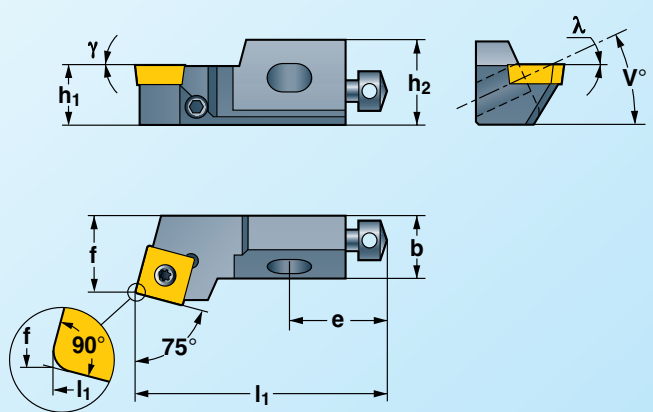


75°















S

The drawing shows right-hand version. Left-hand version reversed.
Die Zeichnung zeigt Rechtsausführung. Linksausführung umgekehrt.
Ritningen visar högerutförande. Vänsterutförande spegelvänt.



B

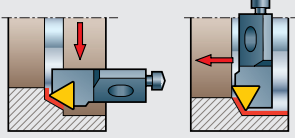
 	h_1	h_2	b	l_1	e	f	v	γ	λ		 torx									SCMW * SCMT SCGT Page: Seite: Sida: B179-B184
SSRC R/L 10CA-09	10	15	11	50	20	14	20°	0°	0°	FTX153510	NY15X	-	-	-	AX508	RA408	NY2	MO618	NY4	09T3 ..
SSRC R/L 12CA-12	12	20	15	55	20	20	20°	0°	0°	FTX154510	NY15X	-	-	-	AX508	RA412	NY2	MO622	NY4	1204 ..

STTC R/L

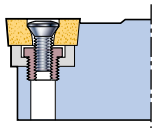
Recommendations
Empfehlungen
Rekommendationer

Page: Seite: Sida:

B12-B14, B18

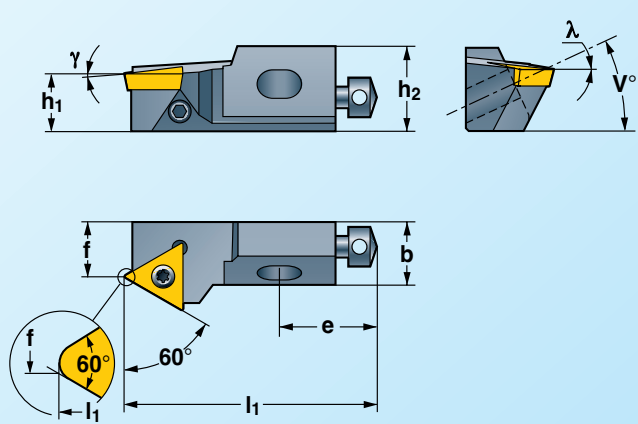














60°



S

The drawing shows right-hand version. Left-hand version reversed.
Die Zeichnung zeigt Rechtsausführung. Linksausführung umgekehrt.
Ritningen visar högerutförande. Vänsterutförande spegelvänt.



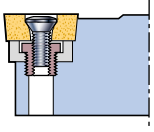
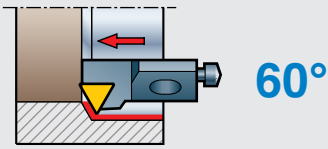
 	h_1	h_2	b	l_1	e	f	v	γ	λ		 torx									TCMW * TCMT TCGT Page: Seite: Sida: B179-B184
STTC R/L 06CA-06	6	8,5	6	25	12	5,5	20°	-9°	0°	FTX062005	NY6X	-	-	-	AX305	RA304	NY1.5	MO3509	NY2	06T1 ..
STTC R/L 08CA-09	8	11	7	32	17	6	20°	-8°	0°	FTX072206	NY7X	-	-	-	AX309	RA304	NY1.5	MO410	NY2	0902 ..
STTC R/L 10CA-11	10	15	11	50	20	9	20°	0°	0°	FTX072507	NY7X	-	-	-	AX508	RA508	NY2	MO618	NY4	1102 ..
STTC R/L 12CA-16	12	20	15	55	20	13	20°	0°	0°	FTX153512	NY15X	-	-	-	AX508	RA412	NY2	MO622	NY4	16T3 ..
STTC R/L 16CA-16	16	21	20	63	25	15	45°	-5°	-5°	FTX153514	NY15X	UTC16	RSM508	NY3.5	AX612	RA512	NY2.5	MO830	NY5	

STWC R/L

Recommendations
Empfehlungen
Rekommendationer

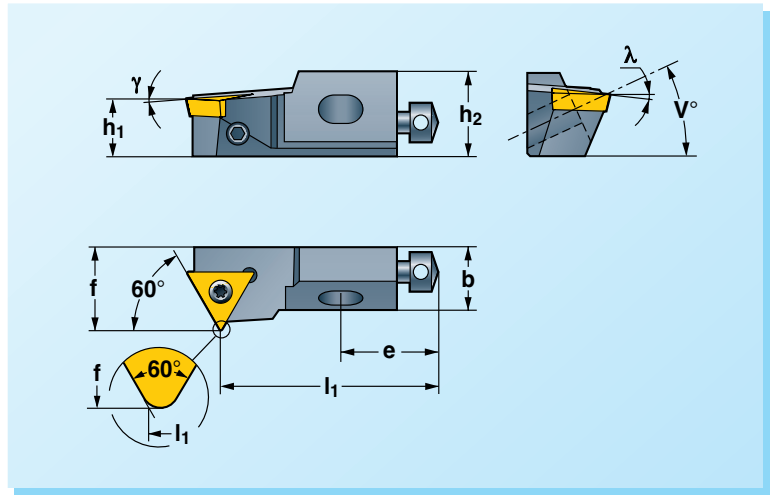
Page: Seite: Sida:

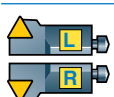











B12-B14, B18



S

The drawing shows right-hand version. Left-hand version reversed.
Die Zeichnung zeigt Rechtsausführung. Linksausführung umgekehrt.
Ritningen visar högerutförande. Vänsterutförande spegelvänt.



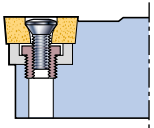
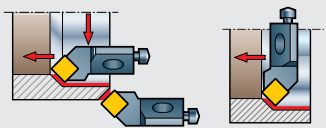
			h_1	h_2	b	l_1	e	f	v	γ	λ											TCMW TCMT TCGT Page: Seite: Sida: B179-B184
STWC R/L 06CA-06			6	8,5	6	21	12	8	20°	-3°	-2°	FTX062005	NY6X	-	-	-	AX305	RA304	NY1.5	MO3509	NY2	06T1 ..
STWC R/L 08CA-09			8	11	7	28	17	18	20°	-4°	-4°	FTX072206	NY7X	-	-	-	AX309	RA304	NY1.5	MO410	NY2.5	0902 ..
STWC R/L 10CA-11			10	15	11	44	20	14	20°	0°	0°	FTX072507	NY7X	-	-	-	AX508	RA408	NY2	MO618	NY4	1102 ..
STWC R/L 12CA-16			12	20	15	47	20	20	20°	0°	0°	FTX153512	NY15X	-	-	-	AX508	RA412	NY2	MO622	NY4	16T3 ..
STWC R/L 16CA-16			16	21	20	53	25	25	45°	0°	0°	FTX153514	NY15X	UTC16	RSM508	NY3.5	AX612	RA512	NY2.5	MO830	NY5	16T3 ..

SSSC R/L

Recommendations
Empfehlungen
Rekommendationer

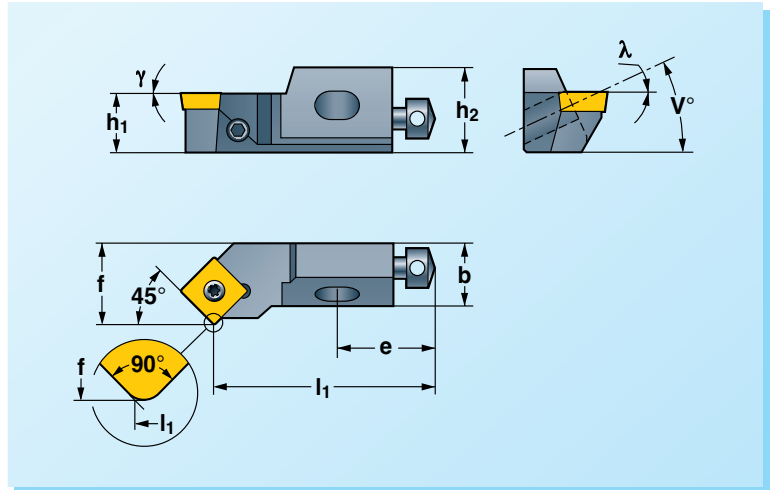
Page: Seite: Sida:

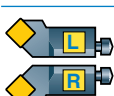











B12-B14, B18



S

The drawing shows right-hand version. Left-hand version reversed.
Die Zeichnung zeigt Rechtsausführung. Linksausführung umgekehrt.
Ritningen visar högerutförande. Vänsterutförande spegelvänt.



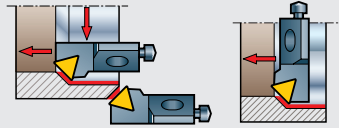
			h_1	h_2	b	l_1	e	f	v	γ	λ											SCMW SCMT SCGT Page: Seite: Sida: B179-B184
SSSC R/L 10CA-09			10	15	11	44	20	14	20°	0°	0°	FTX153510	NY15X	-	-	-	AX508	RA408	NY2	MO618	NY4	09T3 ..
SSSC R/L 12CA-12			12	20	15	47	20	20	20°	0°	0°	FTX154510	NY15X	-	-	-	AX508	RA412	NY2	MO622	NY4	1204 ..

STSC R/L

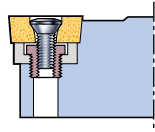
Recommendations
Empfehlungen
Rekommendationer

Page: Seite: Sida:

B12-B14, B18

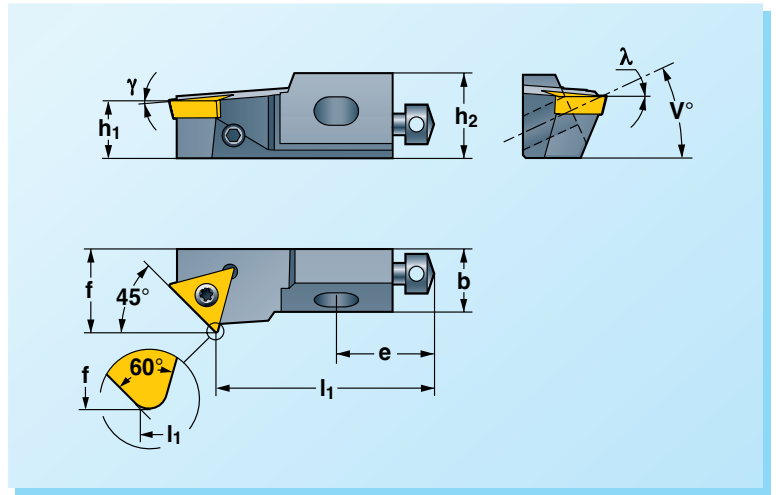


45°

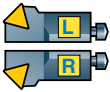













S

The drawing shows right-hand version. Left-hand version reversed.
Die Zeichnung zeigt Rechtsausführung. Linksausführung umgekehrt.
Ritningen visar högerutförande. Vänsterutförande spegelvänt.

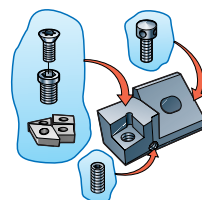


B

	h ₁	h ₂	b	l ₁	e	f	v	γ	λ		 torx									TCMW TCMT TCGT Page: Seite: Sida: B179-B184
STSC R/L 06CA-06	6	8,5	6	21	12	8	20°	-6°	0°	FTX062005	NY6X	-	-	-	AX305	RA304	NY1.5	MO3509	NY2	06T1 ..
STSC R/L 08CA-09	8	11	7	28	17	10	20°	-6°	0°	FTX072206	NY7X	-	-	-	AX309	RA304	NY1.5	MO410	NY2.5	0902 ..
STSC R/L 10CA-11	10	15	11	44	20	14	20°	0°	0°	FTX072507	NY7X	-	-	-	AX508	RA408	NY2	MO618	NY4	1102 ..
STSC R/L 12CA-16	12	20	15	47	20	20	20°	0°	0°	FTX153512	NY15X	-	-	-	AX508	RA412	NY2	MO622	NY4	16T3 ..
STSC R/L 16CA-16	16	21	20	53	25	25	45°	-6°	0°	FTX153514	NY15X	UTC16	RSM508	NY3.5	AX612	RA512	NY2.5	MO830	NY5	

*  Selection of cutting geometry page:
Wahl der Schneidgeometrie, Seite: **B27-B39**
Val av skärgeometri, sid:

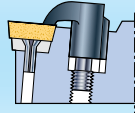
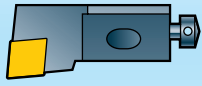
Ordering example:
Bestellbeispiel: **STSC 12CA-16**
Beställningsexempel:



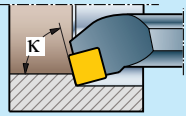


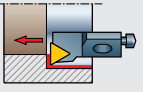
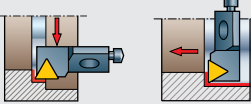
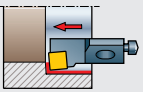
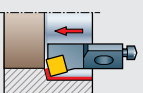
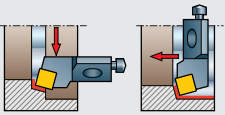
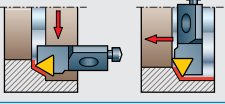
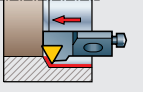
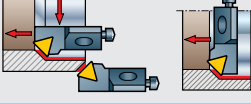
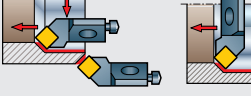
Spare parts shown in the coloured columns are supplied assembled in each tool.

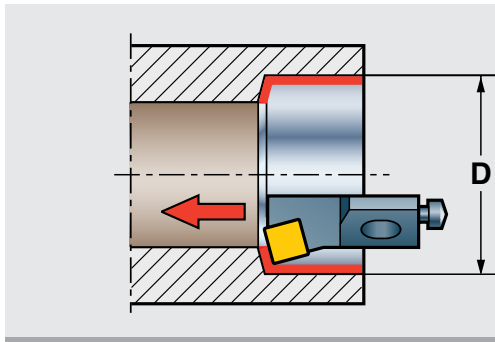
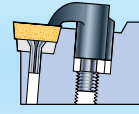
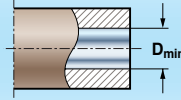
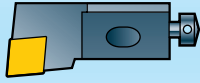
Die in den farbigen Spalten aufgeführten Ersatzteile sind in den Werkzeugen montiert.

Reservdelar i de färgade kolumnerna ingår monterade i varje verktyg.

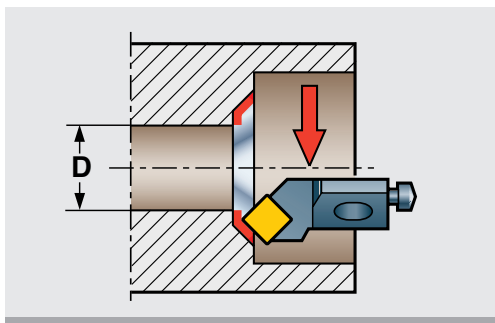


B

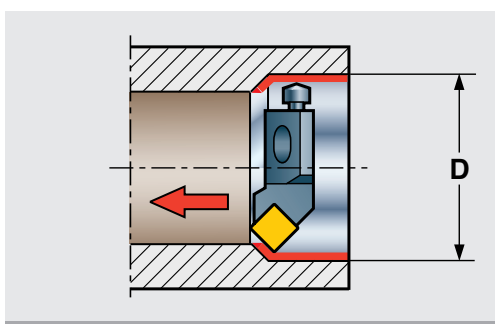
						Page Seite Sida
		10	12	16		
	90° CTFP R/L	11	16	16		B148
	90° CTGP R/L	11	16	16		B148
	85° CSYP R/L	09	12	12		B149
	75° CSKP R/L	09	12	12		B149
	75° CSR P R/L	09	12	12		B150
	60° CTPP R/L	11	16	16		B150
	60° CTWP R/L	11	16	16		B151
	45° CTSP R/L	11	16	16		B151
	45° CSSP R/L		12	12		B152



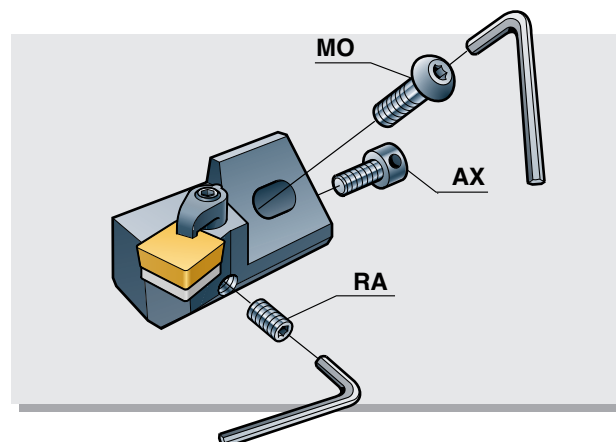
Size Grösse Storlek	10 CA	12 CA	16 CA
Type Typ Typ	CSKP CTWP – CSYP CTFP CTSP	CSKP CTWP CSSP CSYP CTFP CTSP	CSKP CTWP CSSP CSYP CTFP CTSP
D-min	40	50	60



Size Grösse Storlek	10 CA	12 CA	16 CA
Type Typ Typ	CSRP – CTGP CTSP CTTP	CSRP CSSP CTGP CTSP CTTP	CSRP CSSP CTGP CTSP CTTP
D-min	40	50	60



Size Grösse Storlek	10 CA	12 CA	16 CA
Type Typ Typ	CSRP – CTGP CTSP CTTP	CSRP CSSP CTGP CTSP CTTP	CSRP CSSP CTGP CTSP CTTP
D-min	55	75	75



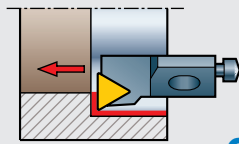
B

CTFP R/L

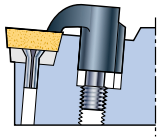
Recommendations
Empfehlungen
Rekommendationer

Page: Seite: Sida:

B12-B14, B19

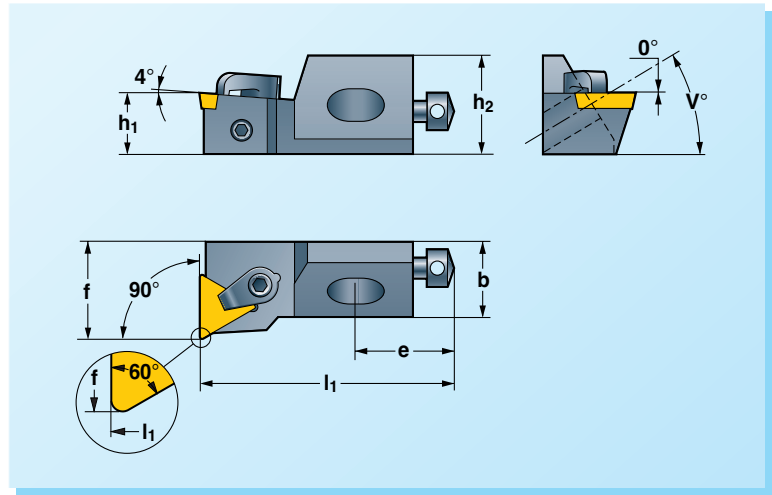


90°



C

The drawing shows right-hand version. Left-hand version reversed.
Die Zeichnung zeigt Rechtsausführung. Linksausführung umgekehrt.
Ritningen visar högerutförande. Vänsterutförande spegelvänt.



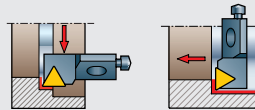
	h_1	h_2	b	l_1	e	f	v°										TPGN TPUN TPGR TPMR	Page: Seite: Sida: B185, B192
CTFP R/L 10CA-11	10	15	11	50	20	14	20°	—	—	SH51	6S61K	NY3	AX508	RA408	NY2	MO618	NY4	1103 ..
CTFP R/L 12CA-16	12	20	15	55	20	20	20°	—	—	SH51	6S61K	NY3	AX508	RA412	NY2	MO622	NY4	1603 ..
CTFP R/L 16CA-16	16	21	20	63	25	25	45°	U323S	RS2	SH52K	6S62K1	NY4	AX612	RA512	NY2.5	MO830	NY5	1603 ..

CTGP R/L

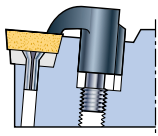
Recommendations
Empfehlungen
Rekommendationer

Page: Seite: Sida:

B12-B14, B19

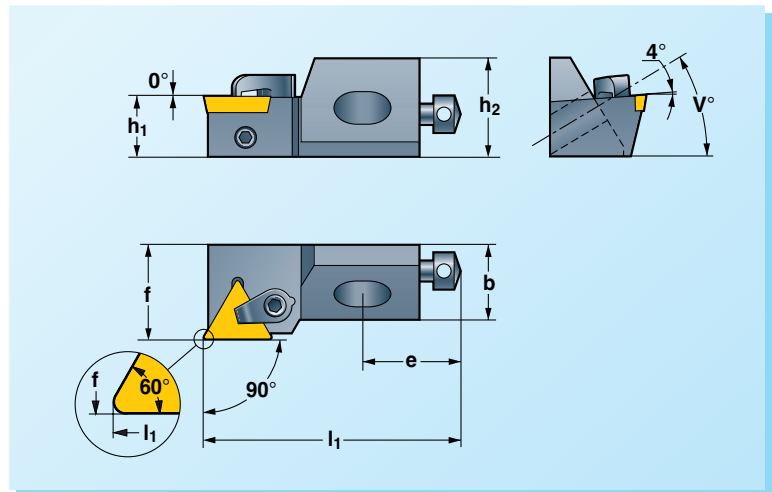


90°



C

The drawing shows right-hand version. Left-hand version reversed.
Die Zeichnung zeigt Rechtsausführung. Linksausführung umgekehrt.
Ritningen visar högerutförande. Vänsterutförande spegelvänt.

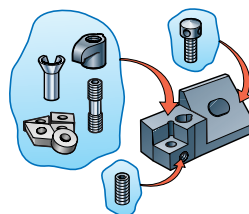


	h_1	h_2	b	l_1	e	f	v°										TPGN TPUN TPGR TPMR	Page: Seite: Sida: B185, B192
CTGP R/L 10CA-11	10	15	11	50	20	14	20°	—	—	SH51	6S61K	NY3	AX508	RA408	NY2	MO618	NY4	1103
CTGP R/L 12CA-16	12	20	15	55	20	20	20°	—	—	SH51	6S61K	NY3	AX508	RA412	NY2	MO622	NY4	1603 ..
CTGP R/L 16CA-16	16	21	20	63	25	25	45°	U323S	RS207	SH52K	6S62K1	NY4	AX612	RA512	NY2.5	MO830	NY5	1603 ..

Ordering example:

Bestellbeispiel: **CTGPR 16CA-16**

Beställningsexempel:



Spare parts shown in the coloured columns are supplied assembled in each tool.

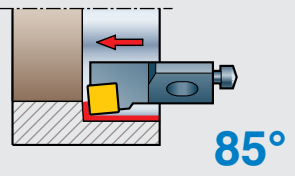
Die in den farbigen Spalten aufgeführten Ersatzteile sind in den Werkzeugen montiert.

Reservdelar i de färgade kolumnerna ingår monterade i varje verktyg.

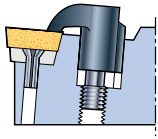
CSYP R/L

Recommendations
Empfehlungen
Rekommendationer

Page: Seite: Sida:
B12-B14, B19

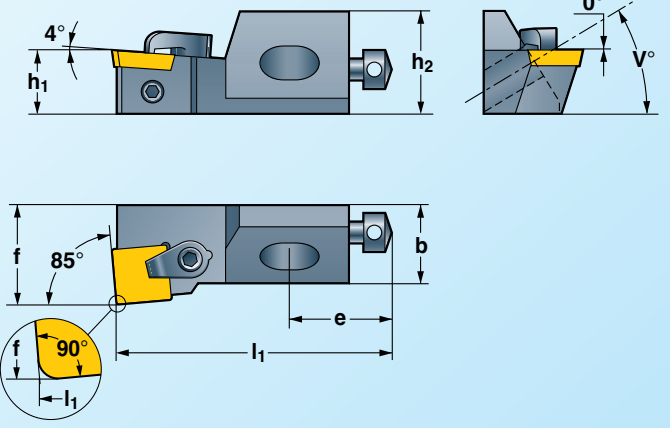


85°

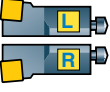














C

The drawing shows right-hand version. Left-hand version reversed.
Die Zeichnung zeigt Rechtsausführung. Linksausführung umgekehrt.
Ritningen visar högerutförande. Vänsterutförande spegelvänt.



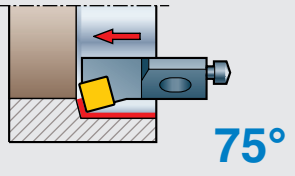
B

			h_1	h_2	b	l_1	e	f	v°												SPGN SPUN SPGR SPMR	Page: Seite: Sida: B185, B192
CSYP R/L 10CA-09			10	15	11	50	20	14	20°	–	–	SH51	6S61K	NY3	AX508	RA408	NY2	MO618	NY4	0903 . .		
CSYP R/L 12CA-12			12	20	15	55	20	20	20°	–	–	SH51	6S61K	NY3	AX508	RA412	NY2	MO622	NY4	1203 . .		
CSYP R/L 16CA-12			16	21	20	63	25	25	45°	U424S	RS2	SH52K	6S62K1	NY4	AX612	RA512	NY2.5	MO830	NY5			

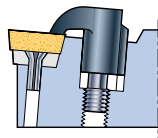
CSKP R/L

Recommendations
Empfehlungen
Rekommendationer

Page: Seite: Sida:
B12-B14, B19

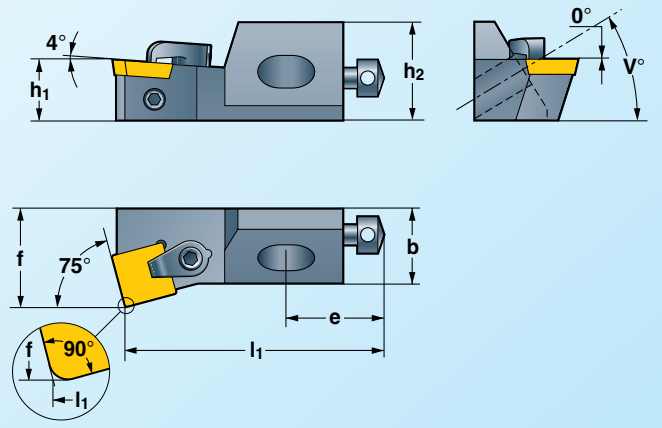


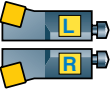












75°



C

The drawing shows right-hand version. Left-hand version reversed.
Die Zeichnung zeigt Rechtsausführung. Linksausführung umgekehrt.
Ritningen visar högerutförande. Vänsterutförande spegelvänt.



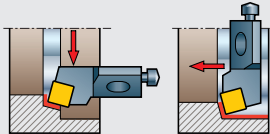
			h_1	h_2	b	l_1	e	f	v°												SPGN SPUN SPGR SPMR	Page: Seite: Sida: B185, B192
CSKP R/L 10CA-09			10	15	11	50	20	14	20°	–	–	SH51	6S61K	NY3	AX508	RA408	NY2	MO618	NY4	0903 . .		
CSKP R/L 12CA-12			12	20	15	55	20	20	20°	–	–	SH51	6S61K	NY3	AX508	RA412	NY2	MO622	NY4	1203 . .		
CSKP R/L 16CA-12			16	21	20	63	25	25	45°	U424S	RS2	SH52K	6S62K1	NY4	AX612	RA512	NY2.5	MO830	NY5			

CSRP R/L

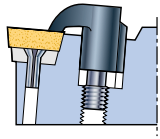
Recommendations
Empfehlungen
Rekommendationer

Page: Seite: Sida:

B12-B14, B19



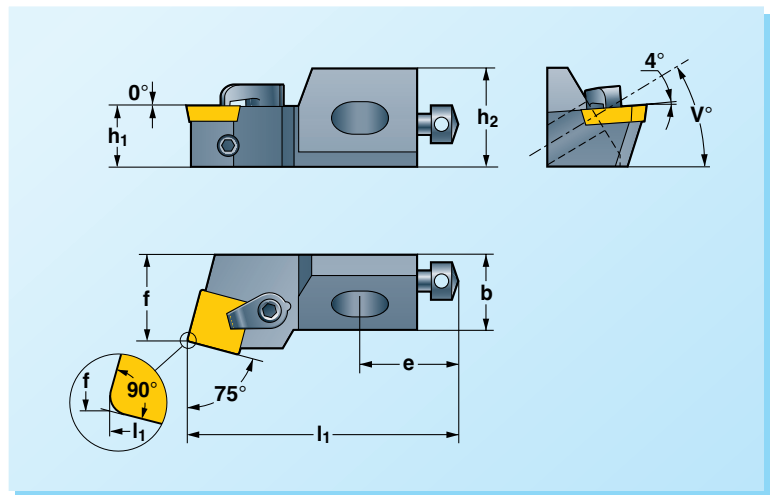
75°



C

B

The drawing shows right-hand version. Left-hand version reversed.
Die Zeichnung zeigt Rechtsausführung. Linksausführung umgekehrt.
Ritningen visar högerutförande. Vänsterutförande spegelvänt.



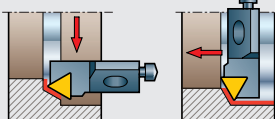
	h_1	h_2	b	l_1	e	f	v°												SPGN SPUN SPGR SPMR	Page: Seite: Sida: B185, B192
CSRP R/L 10CA-09	10	15	11	50	20	14	20°	–	–	SH51	6S61K	NY3	AX508	RA408	NY2	MO618	NY4	0903 . .		
CSRP R/L 12CA-12	12	20	15	55	20	20	20°	–	–	SH51	6S61K	NY3	AX508	RA412	NY2	MO622	NY4	1203 . .		
CSRP R/L 16CA-12	16	21	20	63	25	25	45°	U424S	RS2	SH52K	6S62K1	NY4	AX612	RA512	NY2.5	MO830	NY5	1203 . .		

CTTP R/L

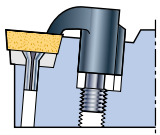
Recommendations
Empfehlungen
Rekommendationer

Page: Seite: Sida:

B12-B14, B19

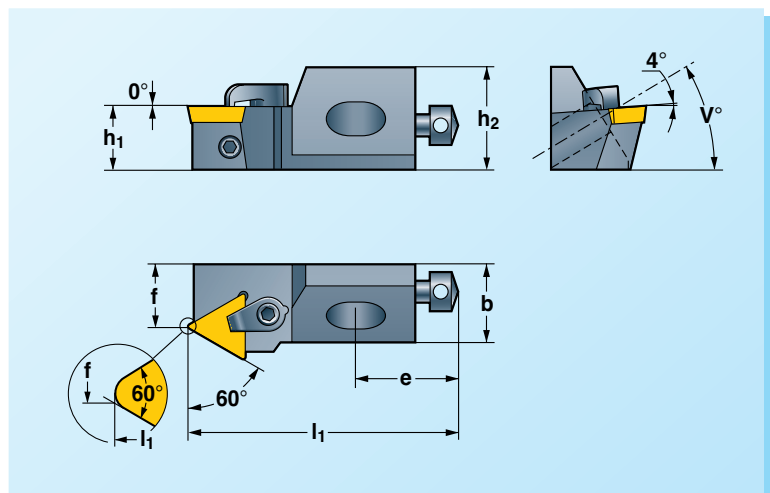


60°



C

The drawing shows right-hand version. Left-hand version reversed.
Die Zeichnung zeigt Rechtsausführung. Linksausführung umgekehrt.
Ritningen visar högerutförande. Vänsterutförande spegelvänt.

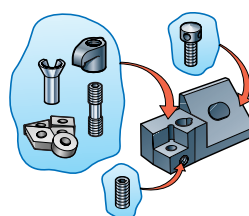


	h_1	h_2	b	l_1	e	f	v°												TPGN TPUN TPGR TPMR	Page: Seite: Sida: B185, B192
CTTP R/L 10CA-11	10	15	11	50	20	9	20°	–	–	SH51	6S61K	NY3	AX508	RA408	NY2	MO618	NY4	1103 . .		
CTTP R/L 12CA-16	12	20	15	55	20	13	20°	–	–	SH51	6S61K	NY3	AX508	RA412	NY2	MO622	NY4	1603 . .		
CTTP R/L 16CA-16	16	21	20	63	25	15	45°	U323S	RS207	SH52K	6S62K1	NY4	AX612	RA512	NY2.5	MO830	NY5	1603 . .		

Ordering example:

Bestellbeispiel: **CSRP 10CA-09**

Beställningsexempel:



Spare parts shown in the coloured columns are supplied assembled in each tool.

Die in den farbigen Spalten aufgeführten Ersatzteile sind in den Werkzeugen montiert.

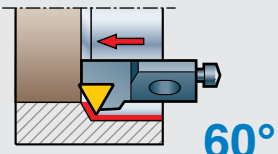
Reservdelar i de färgade kolumnerna ingår monterade i varje verktyg.

CTWP R/L

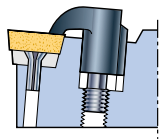
Recommendations
Empfehlungen
Rekommendationer

Page: Seite: Sida:

B12-B14, B19

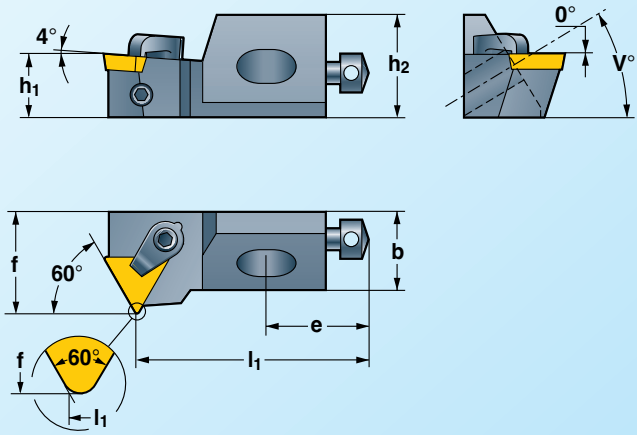


60°

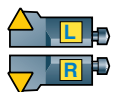











C

The drawing shows right-hand version. Left-hand version reversed.
Die Zeichnung zeigt Rechtsausführung. Linksausführung umgekehrt.
Ritningen visar högerutförande. Vänsterutförande spegelvänt.



B

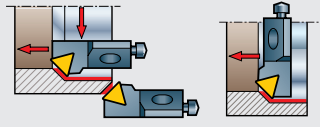
	h_1	h_2	b	l_1	e	f	v°										TPGN TPUN TPGR TPMR	Page: Seite: Sida: B185, B192
CTWP R/L 10CA-11	10	15	11	44	20	14	20°	–	–	SH51	6S61K	NY3	AX508	RA408	NY2	MO618	NY4	1103 . .
CTWP R/L 12CA-16	12	20	15	47	20	20	20°	–	–	SH51	6S61K	NY3	AX508	RA412	NY2	MO622	NY4	1603 . .
CTWP R/L 16CA-16	16	21	20	53	25	25	45°	U323S	RS2	SH52K	6S62K1	NY4	AX612	RA512	NY2.5	MO830	NY5	1603 . .

CTSP R/L

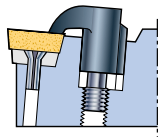
Recommendations
Empfehlungen
Rekommendationer

Page: Seite: Sida:

B12-B14, B19

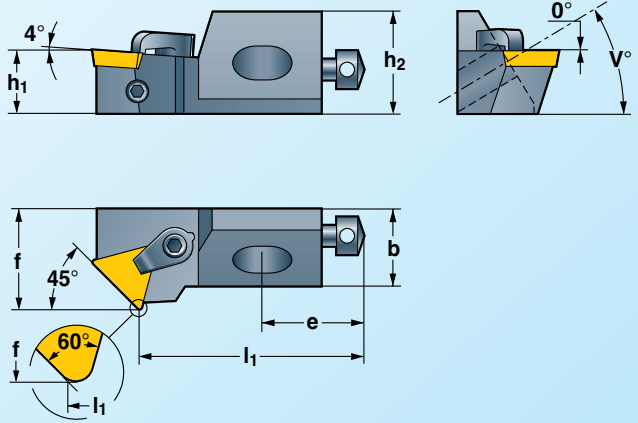


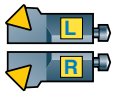









45°



C

The drawing shows right-hand version. Left-hand version reversed.
Die Zeichnung zeigt Rechtsausführung. Linksausführung umgekehrt.
Ritningen visar högerutförande. Vänsterutförande spegelvänt.



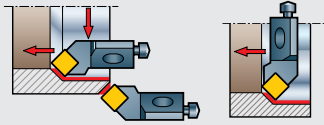
	h_1	h_2	b	l_1	e	f	v°										TPGN TPUN TPGR TPMR	Page: Seite: Sida: B185, B192
CTSP R/L 10CA-11	10	15	11	44	20	14	20°	–	–	SH51	6S61K	NY3	AX508	RA408	NY2	MO618	NY4	1103 . .
CTSP R/L 12CA-16	12	20	15	47	20	20	20°	–	–	SH51	6S61K	NY3	AX508	RA412	NY2	MO622	NY4	1603 . .
CTSP R/L 16CA-16	16	21	20	53	25	25	45°	U323S	RS207	SH52K	6S62K1	NY4	AX612	RA512	NY2.5	MO830	NY5	1603 . .

CSSP R/L

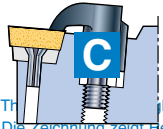
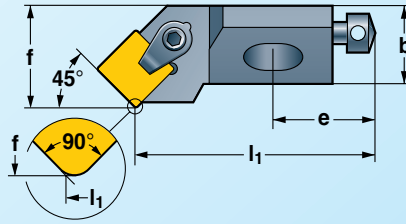
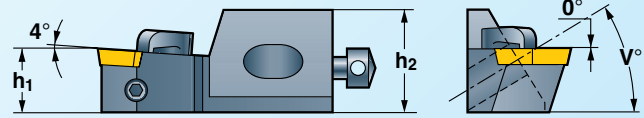
Recommendations
Empfehlungen
Rekommendationer

Page: Seite: Sida:

B12-B14, B19























45°



The drawing shows the right-hand version. Left-hand version reversed.
Die Zeichnung zeigt Rechtsausführung. Linksausführung umgekehrt.
Ritningen visar högerutförande. Vänsterutförande spegelvänt.

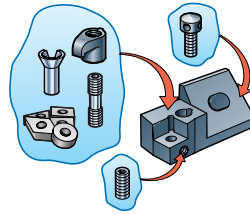
B

			h_1	h_2	b	l_1	e	f	v°																			SPGN SPUN SPGR SPMR	Page: Seite: Sida: B185, B192
CSSP R/L 12CA-12			12	20	15	47	20	20	20°	—	—	SH51	SH52K	6S61K	6S62K1	NY3	NY4	AX508	AX612	RA412	RA512	NY2	NY2.5	MO622	MO830	NY4	NY5	1203 . .	
CSSP R/L 16CA-12			16	21	20	53	25	25	45°	U424S	RS2	SH51	SH52K	6S61K	6S62K1	NY3	NY4	AX508	AX612	RA412	RA512	NY2	NY2.5	MO622	MO830	NY4	NY5	1203 . .	

Ordering example:

Bestellbeispiel: **CSSPR 12CA-12**

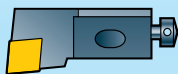
Beställningsexempel:



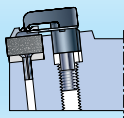
Spare parts shown in the coloured columns are supplied assembled in each tool.

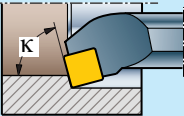
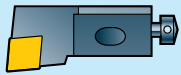

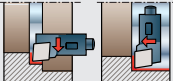
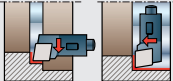
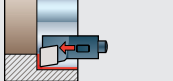
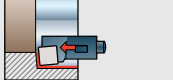
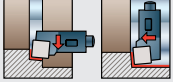
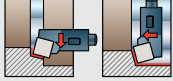
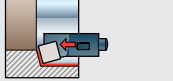
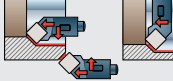
Die in den farbigen Spalten aufgeführten Ersatzteile sind in den Werkzeugen montiert.

Reservdelar i de färgade kolumnerna ingår monterade i varje verktyg.



Ceramics
Keramik
Keramik



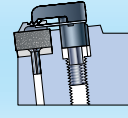
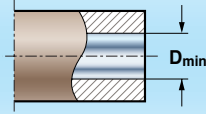
				Page Seite Sida
		16	20	
	95° } CCLN R/L (C) -	12	12	B155
	91° } CCGN R/L (C) -	12	12	B155
	91° } CCFN R/L (C) -	12	12	B156
	85° } CSYN R/L (C) -	12	12	B156
	85° } CSXN R/L (C) -	12	12	B157
	75° } CSRN R/L (C) -	12	12	B157
	75° } CSKN R/L (C) -	12	12	B158
	45° } CSSN R/L (C) -	12	12	B158

(C) – Clamping set with chip breaker.

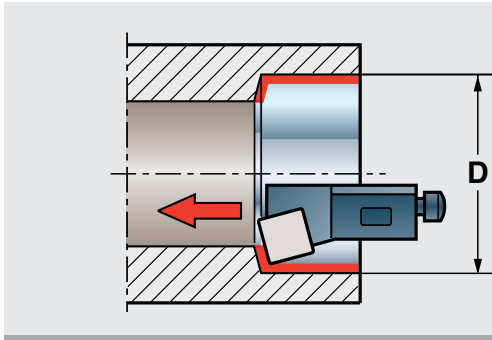
(C) – Spännsystem mit Spanbrecher.

(C) – Spännsats med spånbrytare.

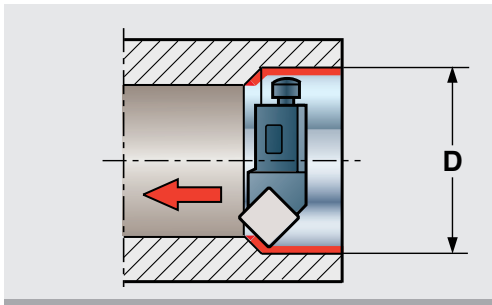
B



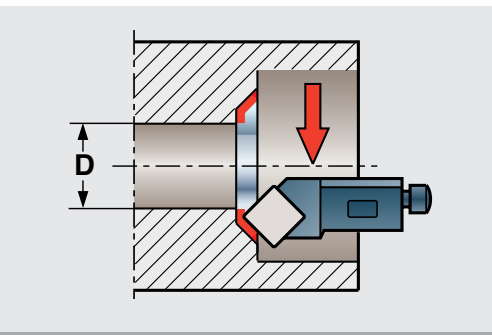
B



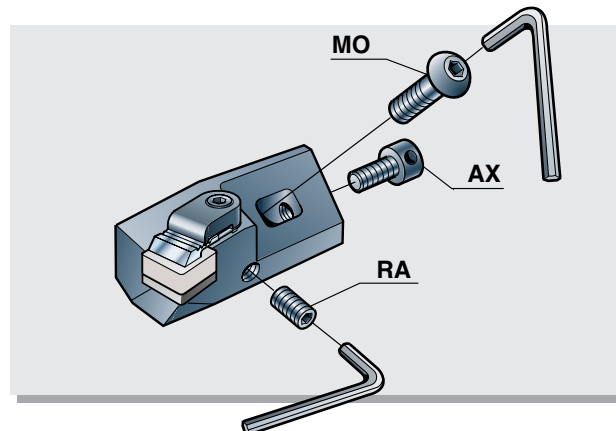
Size Grösse Storlek	16 CA	20 CA
Type Typ Typ	CSRN CSXN	CSRN CSXN
D-min	60	70
Type Typ Typ	CSSN CCGN CCLN	CSSN CCGN CCLN
D-min	100	100



Size Grösse Storlek	16 CA	20 CA
Type Typ Typ	CSRN CSXN CSSN CCGN CCLN	CSRN CSXN CSSN CCGN CCLN
D-min	100	100



Size Grösse Storlek	16 CA	20 CA
Type Typ Typ	CSKN CSYN	CSKN CSYN
D-min	75	90
Type Typ Typ	CSSN CCFN CCLN	CSSN CCFN CCLN
D-min	100	100



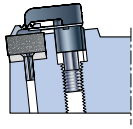
CCLN R/L (C)
—

Recommendations
Empfehlungen
Rekomendationer


Page: Seite: Sida:
B12-B14, B20

Ceramics – Keramik – Keramik

95°

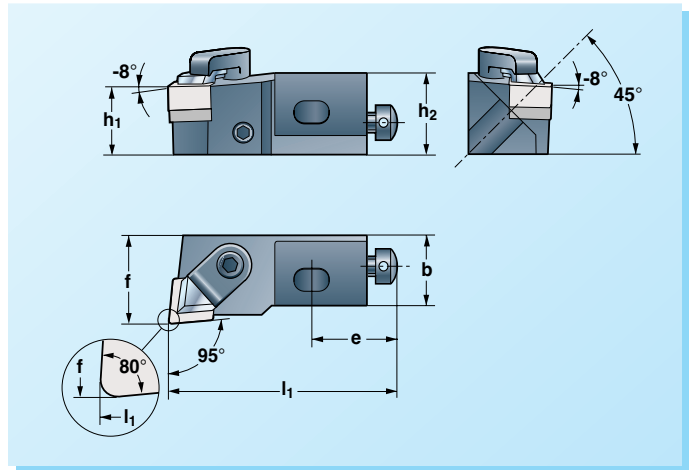


C



(C)

Chip breaker – Spanbrecher
Spånbrytare



The drawing shows right-hand version. Left-hand version reversed.
Die Zeichnung zeigt Rechtsausführung. Linksausführung umgekehrt.
Ritningen visar högerutförande. Vänsterutförande speglvänt.

B

	h_1	h_2	b	l_1	e	f										Page: Seite: Sida: B190-B193
CCLN R/L 16CA-12C	16	25	20	63	25	25	— ¹⁾	—	CS 823C-1	NY4	AX612	RA512	NY2.5	MO830	NY5	 1207 .. ¹⁾ (1204 ..) ²⁾
CCLN R/L 20CA-12C	20	25	20	70	30	25	UCN13S ¹⁾ (UCN13SK) ²⁾	RS 308								

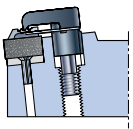
CCGN R/L (C)
—

Recommendations
Empfehlungen
Rekomendationer


Page: Seite: Sida:
B12-B14, B20

Ceramics – Keramik – Keramik

91°

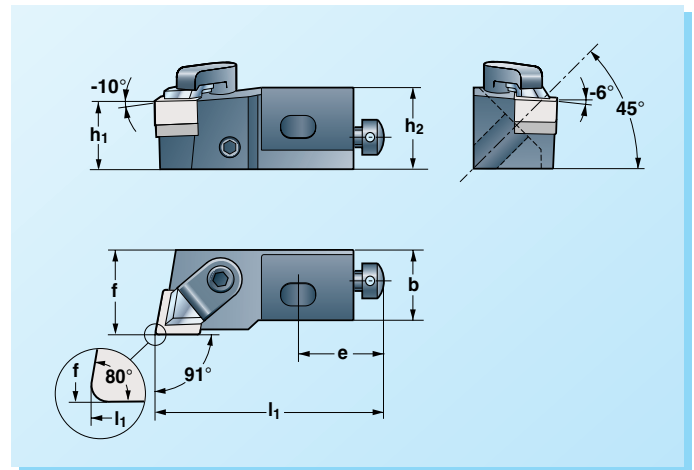


C



(C)

Chip breaker – Spanbrecher
Spånbrytare



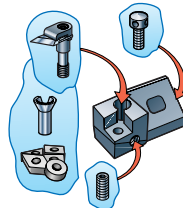
The drawing shows right-hand version. Left-hand version reversed.
Die Zeichnung zeigt Rechtsausführung. Linksausführung umgekehrt.
Ritningen visar högerutförande. Vänsterutförande speglvänt.

	h_1	h_2	b	l_1	e	f										Page: Seite: Sida: B190-B193
CCGN R/L 16CA-12C	16	25	20	63	25	25	— ¹⁾	—	CS 823C-1	NY4	AX612	RA512	NY2.5	MO830	NY5	 1207 .. ¹⁾ (1204 ..) ²⁾
CCGN R/L 20CA-12C	20	25	20	70	30	25	UCN13S ¹⁾ (UCN13SK) ²⁾	RS 308								



Chip breaker, see page:
Spanbrecher, siehe Seite:
Spånbrytare, se sid:

B159



Spare parts shown in the coloured columns are supplied assembled in each tool.

Die in den farbigen Spalten aufgeführten Ersatzteile sind in den Werkzeugen montiert.

Reservdelar i de färgade kolumnerna ingår monterade i varje verktyg.

Ordering example:

Bestellbeispiel: **CCGNR 16CA-12C**

Beställningsexempel:

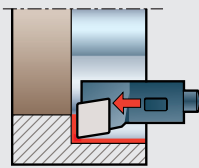
CCFN R/L (C)

Ceramics – Keramik – Keramik

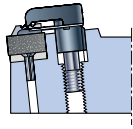
Recommendations
Empfehlungen
Rekommendationer

Page: Seite: Sida:

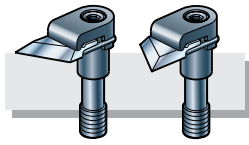
B12-B14, B20



91°

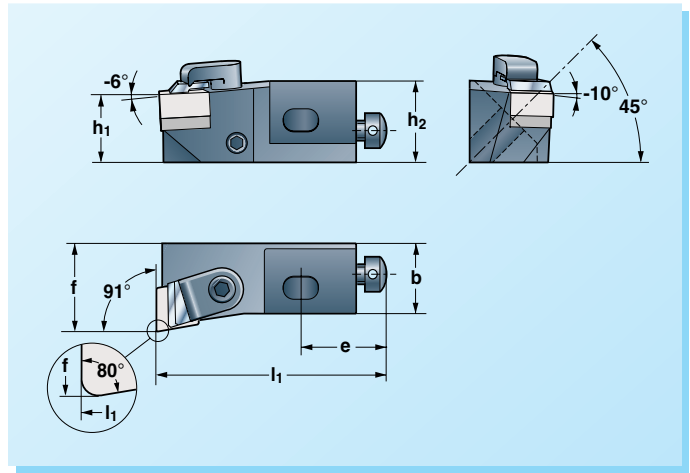


C



(C)

Chip breaker – Spanbrecher
Spånbrytare



The drawing shows right-hand version. Left-hand version reversed.
Die Zeichnung zeigt Rechtsausführung. Linksausführung umgekehrt.
Ritningen visar högerutförande. Vänsterutförande spegelvänt.



	h_1	h_2	b	l_1	e	f											Page: Seite: Sida:
CCFN R/L 16CA-12C	16	25	20	63	25	25	- ¹⁾	-	CS822RC-1 ⁴⁾	CS822LC-1 ⁴⁾	NY4	AX612	RA512	NY2.5	MO830	NY5	B190-B193
CCFN R/L 20CA-12C	20	25	20	70	30	25	UCN13S ¹⁾ (UCN13SK) ²⁾	RS 308									1207 . . ¹⁾ (1204 . .) ²⁾

Page:
Seite:
Sida:

CNGN

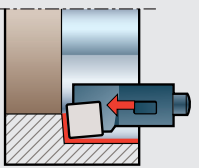
CSYN R/L (C)

Ceramics – Keramik – Keramik

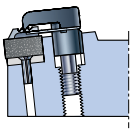
Recommendations
Empfehlungen
Rekommendationer

Page: Seite: Sida:

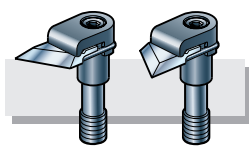
B12-B14, B20



85°

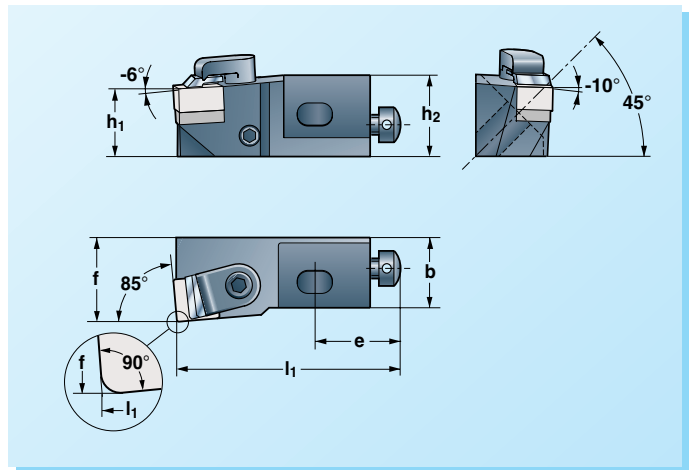


C



(C)

Chip breaker – Spanbrecher
Spånbrytare



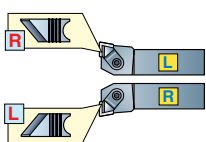
The drawing shows right-hand version. Left-hand version reversed.
Die Zeichnung zeigt Rechtsausführung. Linksausführung umgekehrt.
Ritningen visar högerutförande. Vänsterutförande spegelvänt.



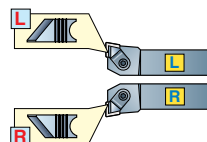
	h_1	h_2	b	l_1	e	f											Page: Seite: Sida:
CSYN R/L 16CA-12C	16	25	20	63	25	25	- ¹⁾ (U414ST) ²⁾	RS 308	CS822RC-1 ⁴⁾	CS822LC-1 ⁴⁾	NY4	AX612	RA512	NY2.5	MO830	NY5	B190-B193
CSYN R/L 20CA-12C	20	25	20	70	30	25	U414ST ¹⁾ (U414SK) ²⁾	RS 308									1207 ¹⁾ (1204 . .) ²⁾

Page:
Seite:
Sida:

SNGN



- ⁴⁾ Chip breaker in R-style is used in L-holders. Chip breaker in L-style is used in R-holders.
- ⁴⁾ Spanbrecher in R-Ausführung wird in L-Halter verwendet. Spanbrecher in L-Ausführung wird in R-Halter verwendet.
- ⁴⁾ Spånbrytare i R-utförande används i L-hållare. Spånbrytare i L-utförande används i R-hållare.



- ³⁾ Chip breaker in R-style is used in R-holders. Chip breaker in L-style is used in L-holders.
- ³⁾ Spanbrecher in R-Ausführung wird in R-Halter verwendet. Spanbrecher in L-Ausführung wird in L-Halter verwendet.
- ³⁾ Spånbrytare i R-utförande används i R-hållare. Spånbrytare i L-utförande används i L-hållare.