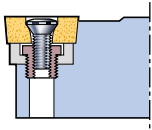


SCFC R/L

Recommandations
Raccomandazioni
Recomendaciones

Page: Pagina: Páginas:

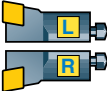











B12-B14, B18



S

Le dessin représente un outil à droite. Pour l'outil à gauche c'est l'inverse.
Il disegno mostra l'esecuzione destra. L'esecuzione sinistra è specularmente opposta.
El dibujo muestra la versión derechas. Versión izquierdas invertir.

B

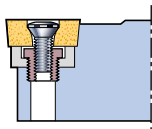
			h_1	h_2	b	l_1	e	f	v	γ	λ											CCMW CCMT CCXT Page: Pagina: Página: B179-B184
SCFC R/L 10CA-09			10	15	11	50	20	14	20°	0°	0°	FTX153507	NY15X	-	-	-	AX508	RA408	NY2	MO618	NY4	0903 ..
SCFC R/L 12CA-12			12	20	15	55	20	20	20°	0°	0°	FTX154510	NY15X	-	-	-	AX508	RA412	NY2	MO622	NY4	1204 ..

STGC R/L

Recommandations
Raccomandazioni
Recomendaciones

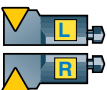











Page: Pagina: Páginas:

B12-B14, B18



S

Le dessin représente un outil à droite. Pour l'outil à gauche c'est l'inverse.
Il disegno mostra l'esecuzione destra. L'esecuzione sinistra è specularmente opposta.
El dibujo muestra la versión derechas. Versión izquierdas invertir.

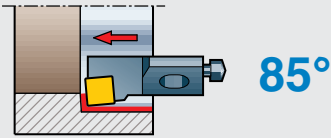
			h_1	h_2	b	l_1	e	f	v	γ	λ											TCMW TCMT TCGT Page: Pagina: Página: B179-B184
STGC R/L 06CA-06			6	8,5	6	25	12	8	20°	-10°	0°	FTX062005	NY6X	-	-	-	AX305	RA304	NY1.5	MO3509	NY2	06T1 ..
STGC R/L 08CA-09			8	11	7	32	17	10	20°	-8°	0°	FTX072206	NY7X	-	-	-	AX309	RA304	NY1.5	MO410	NY2.5	0902 ..
STGC R/L 10CA-11			10	15	11	50	20	14	20°	0°	0°	FTX072507	NY7X	-	-	-	AX508	RA408	NY2	MO618	NY4	1102 ..
STGC R/L 12CA-16			12	20	15	55	20	20	20°	0°	0°	FTX153512	NY15X	-	-	-	AX508	RA412	NY2	MO622	NY4	16T3 ..
STGC R/L 16CA-16			16	21	20	63	25	25	45°	0°	-5°	FTX153514	NY15X	UTC16	RSM508	NY3.5	AX612	RA512	NY2.5	MO830	NY5	16T3 ..

SSYC R/L

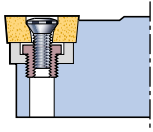
Recommandations
Raccomandazioni
Recomendaciones

Page: Pagina: Página:

B12-B14, B18

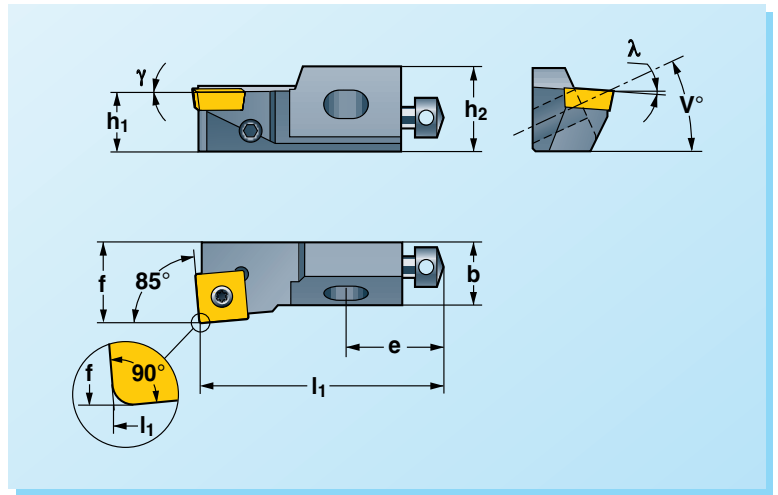


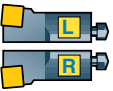

















85°



S

Le dessin représente un outil à droite. Pour l'outil à gauche c'est l'inverse.
Il disegno mostra l'esecuzione destra. L'esecuzione sinistra è specularmente opposta.
El dibujo muestra la versión derechas. Versión izquierdas invertir.



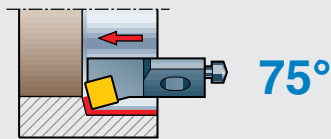
																			SCMW SCMT SCGT Page: Pagina: Página: B179-B184			
SSYC R/L 10CA-09			10	15	11	50	20	14	20°	0°	-4°	FTX153510	NY15X	-	-	-	AX508	RA408	NY2	MO618	NY4	09T3 ..
SSYC R/L 12CA-12			12	20	15	55	20	20	20°	0°	-4°	FTX154510	NY15X	-	-	-	AX508	RA412	NY2	MO622	NY4	1204 ..
SSYC R/L 16CA-12			16	21	20	63	25	25	45°	0°	-4°	FTX154512	NY15X	-	-	-	AX612	RA512	NY2.5	MO830	NY5	1204 ..

SSKC R/L

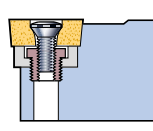
Recommandations
Raccomandazioni
Recomendaciones

Page: Pagina: Página:

B12-B14, B18

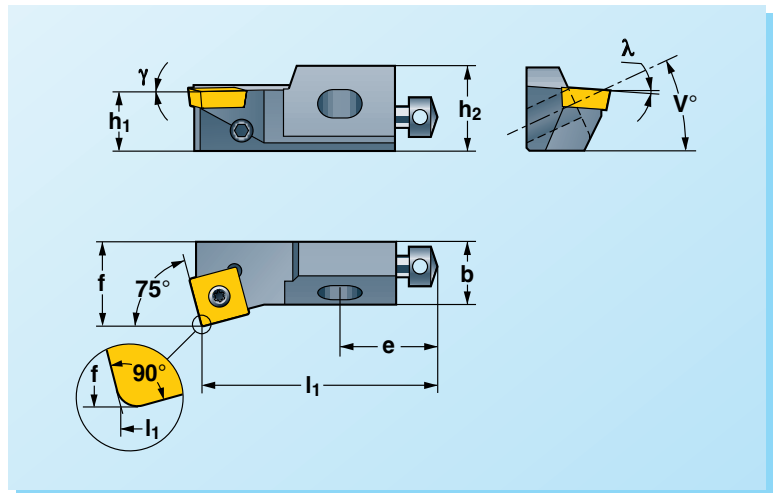


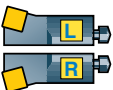

















75°






S

Le dessin représente un outil à droite. Pour l'outil à gauche c'est l'inverse.
Il disegno mostra l'esecuzione destra. L'esecuzione sinistra è specularmente opposta.
El dibujo muestra la versión derechas. Versión izquierdas invertir.



																			SCMW SCMT SCGT Page: Pagina: Página: B179-B184			
SSKC R/L 10CA-09			10	15	11	50	20	14	20°	0°	-4°	FTX153510	NY15X	-	-	-	AX508	RA408	NY2	MO618	NY4	09T3 ..
SSKC R/L 12CA-12			12	20	15	55	20	20	20°	0°	-4°	FTX154510	NY15X	-	-	-	AX508	RA412	NY2	MO622	NY4	1204 ..
SSKC R/L 16CA-12			16	21	20	63	25	25	45°	0°	-4°	FTX154512	NY15X	-	-	-	AX612	RA512	NY2.5	MO830	NY5	1204 ..

*  Sélection de la géométrie de coupe, page:
 Scelta della geometria di taglio, pagina:
 Selección de la geometría de corte, página:

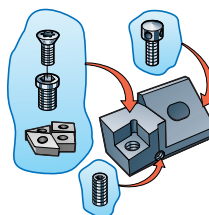
B27-B39

Exemple de commande:

Esempio d'ordine:

SSKCR 16CA-12

Ejemplo de pedido:



Les pièces de rechange indiquées dans les colonnes en couleur sont fournies avec chaque outil.

I ricambi mostrati nelle colonne colorate sono forniti assemblati su ogni portainsero.

Los repuestos en la zona coloreada, se suministran con la herramienta.

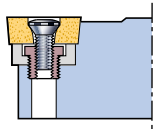
SSRC R/L

Recommandations
Raccomandazioni
Recomendaciones

Page: Pagina: Páginas:

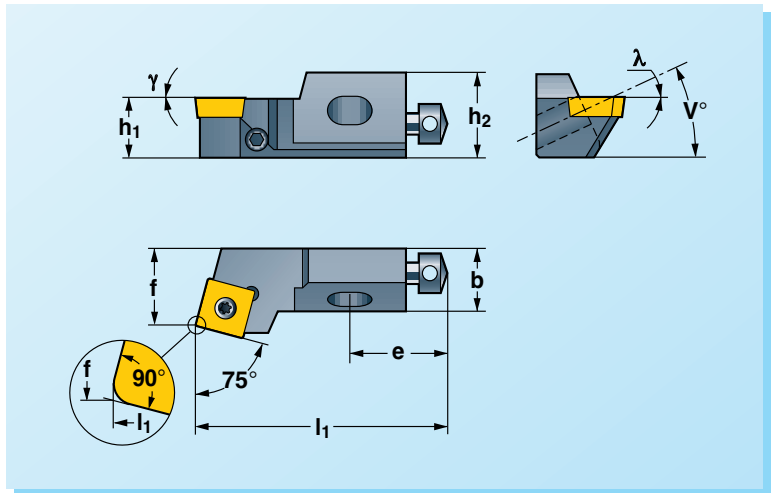
B12-B14, B18

75°



S

Le dessin représente un outil à droite. Pour l'outil à gauche c'est l'inverse.
Il disegno mostra l'esecuzione destra. L'esecuzione sinistra è specularmente opposta.
El dibujo muestra la versión derechas. Versión izquierdas invertir.



B

	h_1	h_2	b	l_1	e	f	v	γ	λ										SCMW SCMT SCGT Page: Pagina: Página:	
SSRC R/L 10CA-09	10	15	11	50	20	14	20°	0°	0°	FTX153510	NY15X	-	-	-	AX508	RA408	NY2	MO618	NY4	09T3 ..
SSRC R/L 12CA-12	12	20	15	55	20	20	20°	0°	0°	FTX154510	NY15X	-	-	-	AX508	RA412	NY2	MO622	NY4	1204 ..

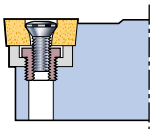
STTC R/L

Recommandations
Raccomandazioni
Recomendaciones

Page: Pagina: Páginas:

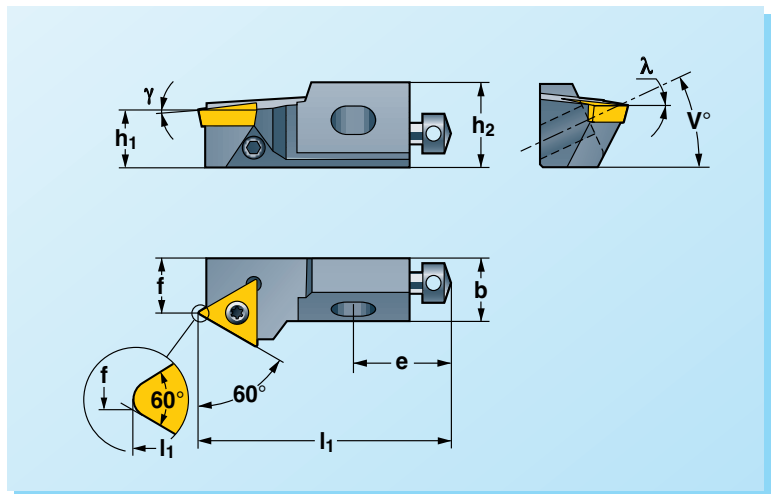
B12-B14, B18

60°



S

Le dessin représente un outil à droite. Pour l'outil à gauche c'est l'inverse.
Il disegno mostra l'esecuzione destra. L'esecuzione sinistra è specularmente opposta.
El dibujo muestra la versión derechas. Versión izquierdas invertir.



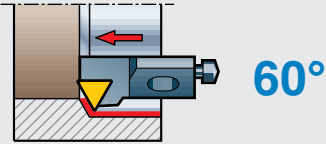
	h_1	h_2	b	l_1	e	f	v	γ	λ										TCMW TCMT TCGT Page: Pagina: Página:	
STTC R/L 06CA-06	6	8,5	6	25	12	5,5	20°	-9°	0°	FTX062005	NY6X	-	-	-	AX305	RA304	NY1.5	MO3509	NY2	06T1 ..
STTC R/L 08CA-09	8	11	7	32	17	6	20°	-8°	0°	FTX072206	NY7X	-	-	-	AX309	RA304	NY1.5	MO410	NY2	0902 ..
STTC R/L 10CA-11	10	15	11	50	20	9	20°	0°	0°	FTX072507	NY7X	-	-	-	AX508	RA508	NY2	MO618	NY4	1102 ..
STTC R/L 12CA-16	12	20	15	55	20	13	20°	0°	0°	FTX153512	NY15X	-	-	-	AX508	RA412	NY2	MO622	NY4	16T3 ..
STTC R/L 16CA-16	16	21	20	63	25	15	45°	-5°	-5°	FTX153514	NY15X	UTC16	RSM508	NY3.5	AX612	RA512	NY2.5	MO830	NY5	16T3 ..

STWC R/L

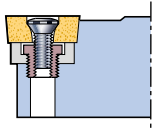
Recommandations
Raccomandazioni
Recomendaciones

Page: Pagina: Página:

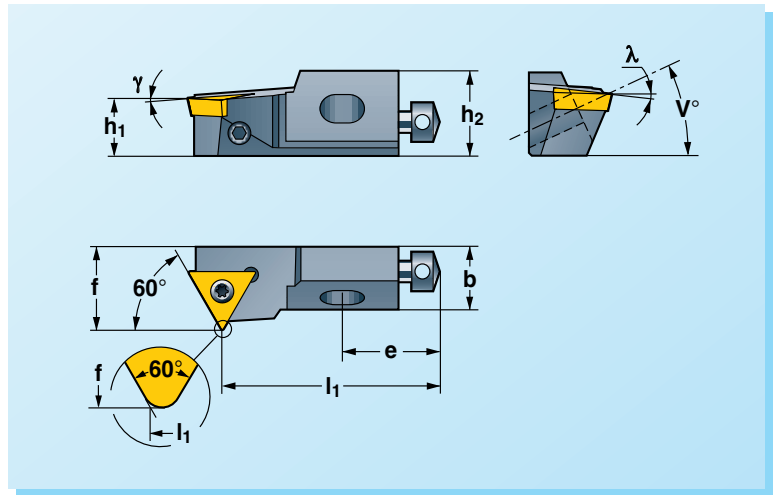
B12-B14, B18



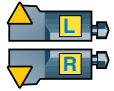













60°



S



Le dessin représente un outil à droite. Pour l'outil à gauche c'est l'inverse.
Il disegno mostra l'esecuzione destra. L'esecuzione sinistra è specularmente opposta.
El dibujo muestra la versión derechas. Versión izquierdas invertir.

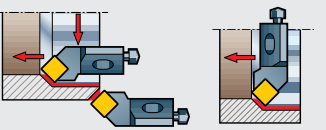
	h ₁	h ₂	b	l ₁	e	f	v	γ	λ		 torx											TCMW TCMT TCGT Page: Pagina: Página:	 B179-B184
STWC R/L 08CA-09	8	11	7	28	17	18	20°	-4°	-4°	FTX072206	NY7X	-	-	-	AX309	RA304	NY1.5	MO410	NY2.5	0902 ..			
STWC R/L 10CA-11	10	15	11	44	20	14	20°	0°	0°	FTX072507	NY7X	-	-	-	AX508	RA408	NY2	MO618	NY4	1102 ..			
STWC R/L 12CA-16	12	20	15	47	20	20	20°	0°	0°	FTX153512	NY15X	-	-	-	AX508	RA412	NY2	MO622	NY4	16T3 ..			
STWC R/L 16CA-16	16	21	20	53	25	25	45°	0°	0°	FTX153514	NY15X	UTC16	RSM508	NY3.5	AX612	RA512	NY2.5	MO830	NY5				

SSSC R/L

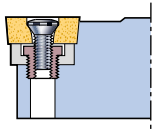
Recommandations
Raccomandazioni
Recomendaciones

Page: Pagina: Página:

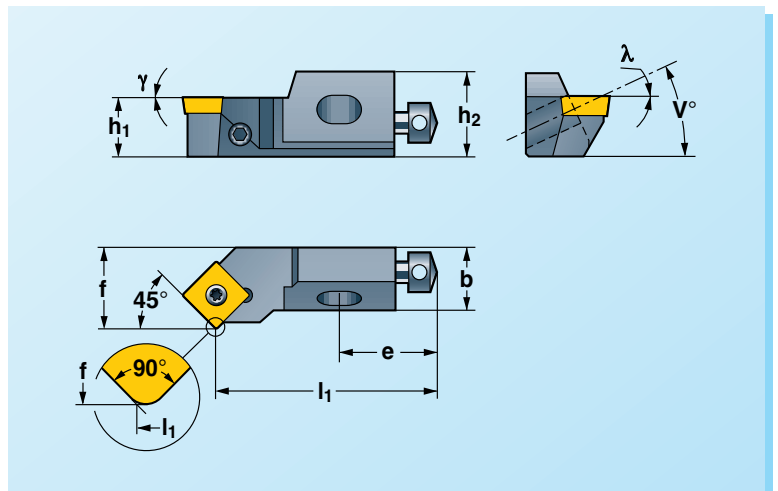
B12-B14, B18

















45°



S



Le dessin représente un outil à droite. Pour l'outil à gauche c'est l'inverse.
Il disegno mostra l'esecuzione destra. L'esecuzione sinistra è specularmente opposta.
El dibujo muestra la versión derechas. Versión izquierdas invertir.

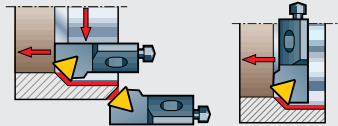
	h ₁	h ₂	b	l ₁	e	f	v	γ	λ		 torx											SCMW SCMT SCGT Page: Pagina: Página:	 B179-B184
SSSC R/L 10CA-09	10	15	11	44	20	14	20°	0°	0°	FTX153510	NY15X	-	-	-	AX508	RA408	NY2	MO618	NY4	09T3 ..			
SSSC R/L 12CA-12	12	20	15	47	20	20	20°	0°	0°	FTX154510	NY15X	-	-	-	AX508	RA412	NY2	MO622	NY4	1204 ..			

STSC R/L

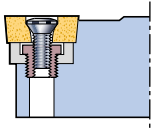
Recommandations
Raccomandazioni
Recomendaciones

Page: Pagina: Página:

B12-B14, B18

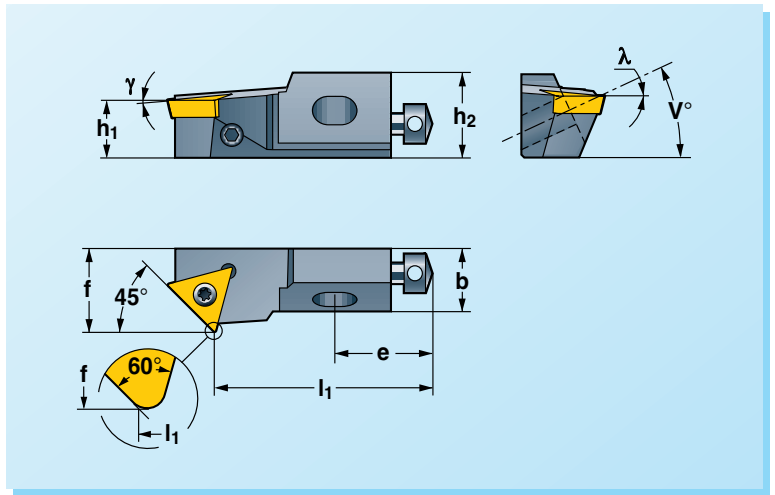


45°



S

Le dessin représente un outil à droite. Pour l'outil à gauche c'est l'inverse.
Il disegno mostra l'esecuzione destra. L'esecuzione sinistra è specularmente opposta.
El dibujo muestra la versión derechas. Versión izquierdas invertir.



B

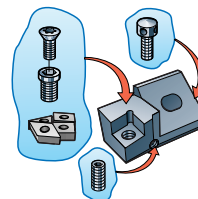
	h_1	h_2	b	l_1	e	f	v	γ	λ											TCMW TCMT TCGT Page: Pagina: Página: B179-B184
STSC R/L 06CA-06	6	8,5	6	21	12	8	20°	-6°	0°	FTX062005	NY6X	-	-	-	AX305	RA304	NY1.5	MO3509	NY2	06T1 ..
STSC R/L 08CA-09	8	11	7	28	17	10	20°	-6°	0°	FTX072206	NY7X	-	-	-	AX309	RA304	NY1.5	MO410	NY2.5	0902 ..
STSC R/L 10CA-11	10	15	11	44	20	14	20°	0°	0°	FTX072507	NY7X	-	-	-	AX508	RA408	NY2	MO618	NY4	1102 ..
STSC R/L 12CA-16	12	20	15	47	20	20	20°	0°	0°	FTX153512	NY15X	-	-	-	AX508	RA412	NY2	MO622	NY4	16T3 ..
STSC R/L 16CA-16	16	21	20	53	25	25	45°	-6°	0°	FTX153514	NY15X	UTC16	RSM508	NY3.5	AX612	RA512	NY2.5	MO830	NY5	

* Sélection de la géométrie de coupe, page:
 Scelta della geometria di taglio, pagina:
 Selección de la geometría de corte, página:

B27-B39

Exemple de commande:
Esempio d'ordine:
Ejemplo de pedido:

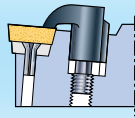
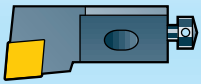
STSC L 12CA-16



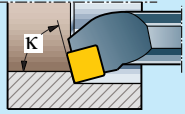
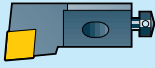
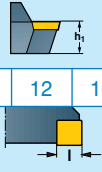

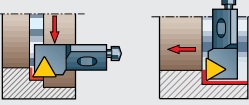
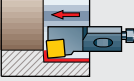
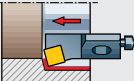
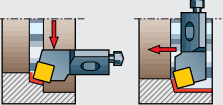
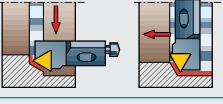
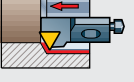
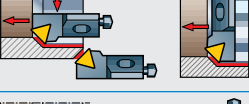
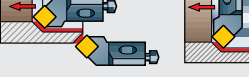
Les pièces de rechange indiquées dans les colonnes en couleur sont fournies avec chaque outil.

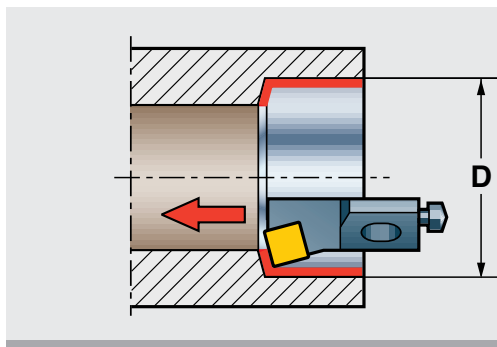
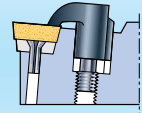
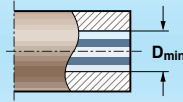
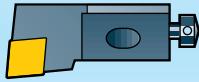
I ricambi mostrati nelle colonne colorate sono forniti assemblati su ogni portainsero.

Los repuestos en la zona coloreada, se suministran con la herramienta.

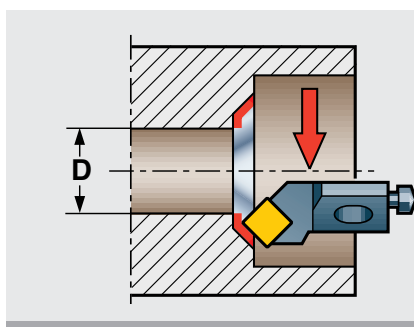


B

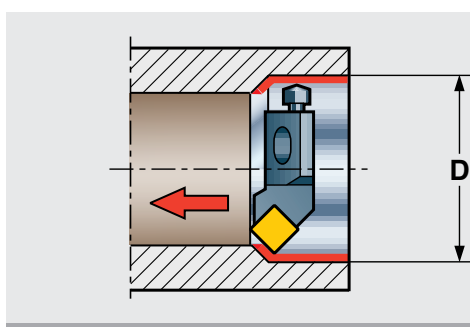
					Page Pagina Página
		10	12	16	
	90° CTFP R/L	11	16	16	B148
	90° CTGP R/L	11	16	16	B148
	85° CSYP R/L	09	12	12	B149
	75° CSKP R/L	09	12	12	B149
	75° CSRP R/L	09	12	12	B150
	60° CTTP R/L	11	16	16	B150
	60° CTWP R/L	11	16	16	B151
	45° CTSP R/L	11	16	16	B151
	45° CSSP R/L		12	12	B152



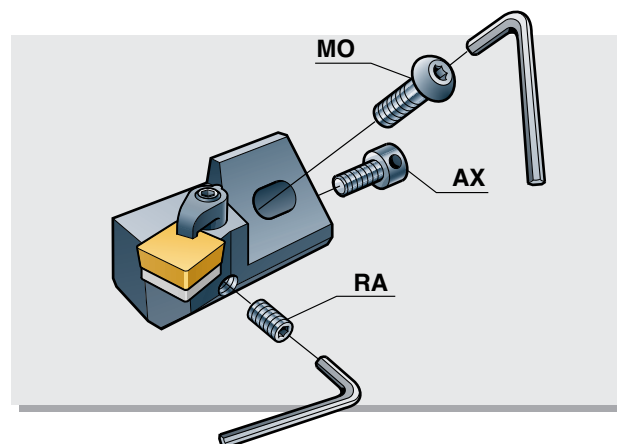
Dimens Dimens. Tamaño	10 CA	12 CA	16 CA
Type Tipo Tipo	CSKP CTWP - CSYP CTFP CTSP	CSKP CTWP CSSP CSYP CTFP CTSP	CSKP CTWP CSSP CSYP CTFP CTSP
D-min	40	50	60



Dimens Dimens. Tamaño	10 CA	12 CA	16 CA
Type Tipo Tipo	CSRP - CTGP CTSP CTTP	CSRP CSSP CTGP CTSP CTTP	CSRP CSSP CTGP CTSP CTTP
D-min	40	50	60



Dimens Dimens. Tamaño	10 CA	12 CA	16 CA
Type Tipo Tipo	CSRP - CTGP CTSP CTTP	CSRP CSSP CTGP CTSP CTTP	CSRP CSSP CTGP CTSP CTTP
D-min	55	75	75



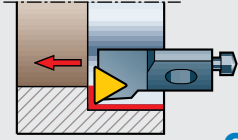
B

CTFP R/L

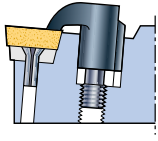
Recommandations
Raccomandazioni
Recomendaciones

Page: Pagina: Página:

B12-B14, B19

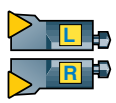
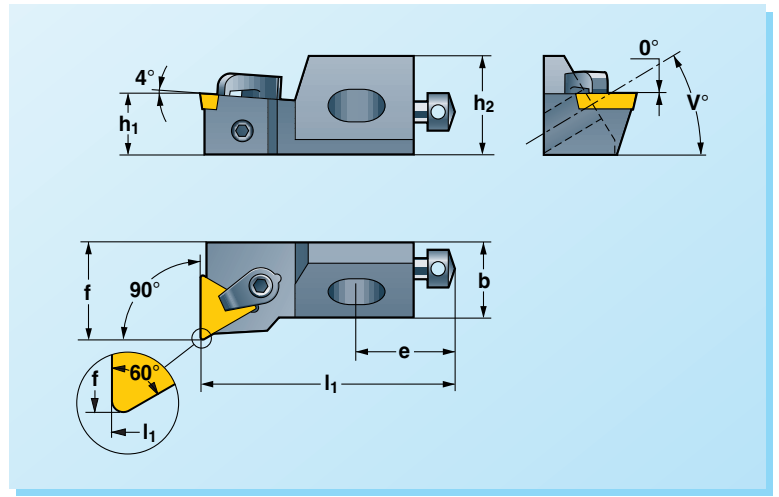


90°



C

Le dessin représente un outil à droite. Pour l'outil à gauche c'est l'inverse.
Il disegno mostra l'esecuzione destra. L'esecuzione sinistra è specularmente opposta.
El dibujo muestra la versión derechas. Versión izquierdas invertir.



	h_1	h_2	b	l_1	e	f	v°											TPGN TPUN TPGR TPMR
CTFP R/L 10CA-11	10	15	11	50	20	14	20°	–	–	SH51	6S61K	NY3	AX508	RA408	NY2	MO618	NY4	1103 ..
CTFP R/L 12CA-16	12	20	15	55	20	20	20°	–	–	SH51	6S61K	NY3	AX508	RA412	NY2	MO622	NY4	1603 ..
CTFP R/L 16CA-16	16	21	20	63	25	25	45°	U323S	RS2	SH52K	6S62K1	NY4	AX612	RA512	NY2.5	MO830	NY5	1603 ..

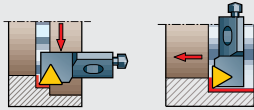
Page:
Pagina:
Página:
**B185,
B192**

CTGP R/L

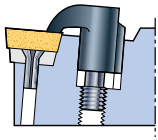
Recommandations
Raccomandazioni
Recomendaciones

Page: Pagina: Página:

B12-B14, B19

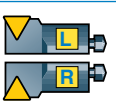
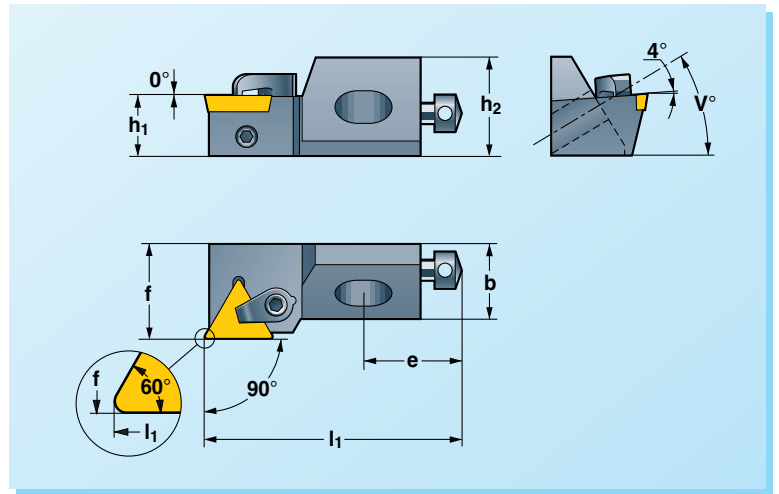


90°



C

Le dessin représente un outil à droite. Pour l'outil à gauche c'est l'inverse.
Il disegno mostra l'esecuzione destra. L'esecuzione sinistra è specularmente opposta.
El dibujo muestra la versión derechas. Versión izquierdas invertir.



	h_1	h_2	b	l_1	e	f	v°											TPGN TPUN TPGR TPMR
CTGP R/L 10CA-11	10	15	11	50	20	14	20°	–	–	SH51	6S61K	NY3	AX508	RA408	NY2	MO618	NY4	1103
CTGP R/L 12CA-16	12	20	15	55	20	20	20°	–	–	SH51	6S61K	NY3	AX508	RA412	NY2	MO622	NY4	1603 ..
CTGP R/L 16CA-16	16	21	20	63	25	25	45°	U323S	RS207	SH52K	6S62K1	NY4	AX612	RA512	NY2.5	MO830	NY5	1603 ..

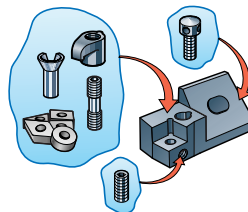
Page:
Pagina:
Página:
**B185,
B192**

Exemple de commande:

Esempio d'ordine:

Ejemplo de pedido:

CTGPR 16CA-16



Les pièces de rechange indiquées dans les colonnes en couleur sont fournies avec chaque outil.

I ricambi mostrati nelle colonne colorate sono forniti assemblati su ogni portainsero.

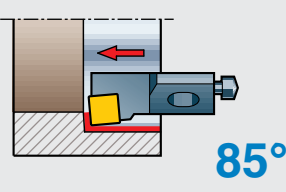
Los repuestos en la zona coloreada, se suministran con la herramienta.

CSYP R/L

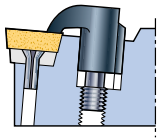
Recommandations
Raccomandazioni
Recomendaciones

Page: Pagina: Páginas:

B12-B14, B19

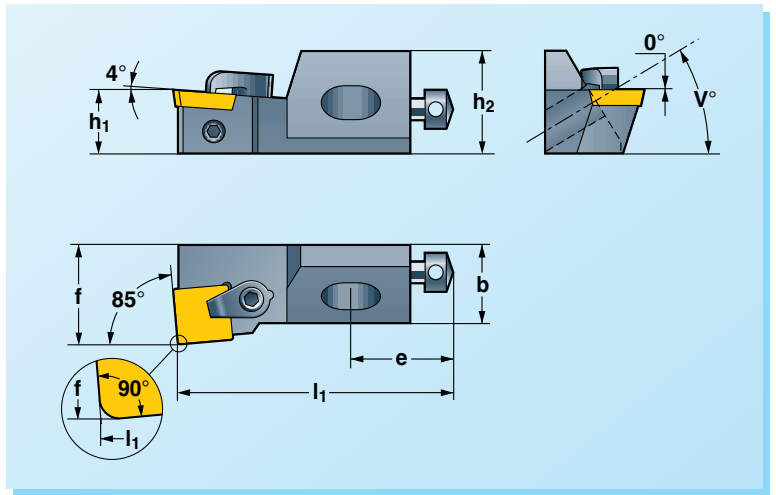


85°

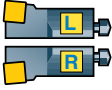











C

Le dessin représente un outil à droite. Pour l'outil à gauche c'est l'inverse.
Il disegno mostra l'esecuzione destra. L'esecuzione sinistra è specularmente opposta.
El dibujo muestra la versión derechas. Versión izquierdas invertir.



B

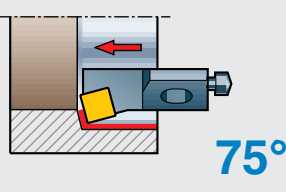
	h_1	h_2	b	l_1	e	f	v°										SPGN SPUN SPGR SPMR	Page: Pagina: Página:	
CSYP R/L 10CA-09	10	15	11	50	20	14	20°	-	-	SH51	6S61K	NY3	AX508	RA408	NY2	MO618	NY4	0903 ..	B185, B192
CSYP R/L 12CA-12	12	20	15	55	20	20	20°	-	-	SH51	6S61K	NY3	AX508	RA412	NY2	MO622	NY4	1203 ..	
CSYP R/L 16CA-12	16	21	20	63	25	25	45°	U424S	RS2	SH52K	6S62K1	NY4	AX612	RA512	NY2.5	MO830	NY5		

CSKP R/L

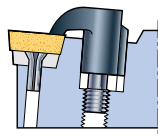
Recommandations
Raccomandazioni
Recomendaciones

Page: Pagina: Páginas:

B12-B14, B19

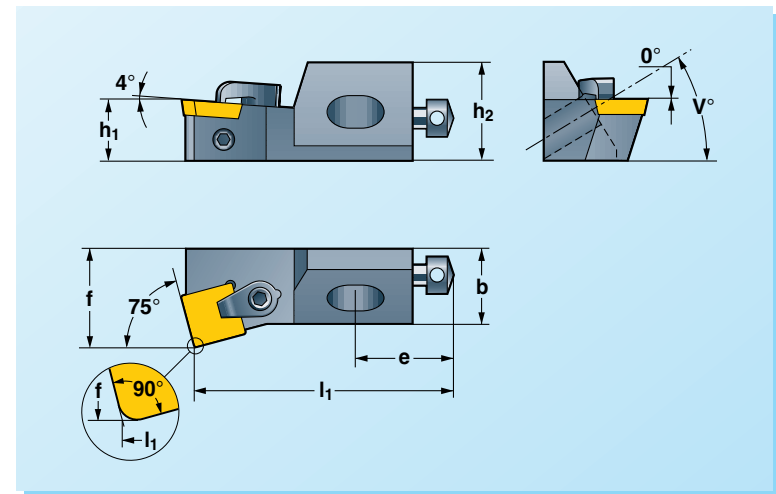


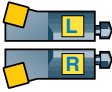









75°



C

Le dessin représente un outil à droite. Pour l'outil à gauche c'est l'inverse.
Il disegno mostra l'esecuzione destra. L'esecuzione sinistra è specularmente opposta.
El dibujo muestra la versión derechas. Versión izquierdas invertir.



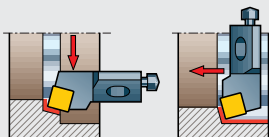
	h_1	h_2	b	l_1	e	f	v°										SPGN SPUN SPGR SPMR	Page: Pagina: Página:	
CSKP R/L 10CA-09	10	15	11	50	20	14	20°	-	-	SH51	6S61K	NY3	AX508	RA408	NY2	MO618	NY4	0903 ..	B185, B192
CSKP R/L 12CA-12	12	20	15	55	20	20	20°	-	-	SH51	6S61K	NY3	AX508	RA412	NY2	MO622	NY4	1203 ..	
CSKP R/L 16CA-12	16	21	20	63	25	25	45°	U424S	RS2	SH52K	6S62K1	NY4	AX612	RA512	NY2.5	MO830	NY5		

CSRP R/L

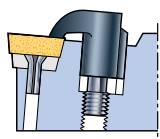
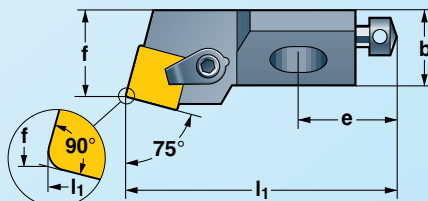
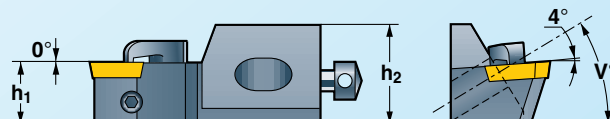
Recommandations
Raccomandazioni
Recomendaciones

Page: Pagina: Página:

B12-B14, B19



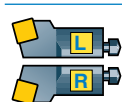
75°



C

B

Le dessin représente un outil à droite. Pour l'outil à gauche c'est l'inverse.
Il disegno mostra l'esecuzione destra. L'esecuzione sinistra è specularmente opposta.
El dibujo muestra la versión derechas. Versión izquierdas invertir.



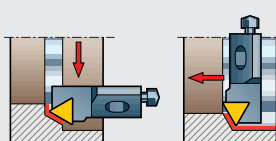
	h ₁	h ₂	b	l ₁	e	f	v°												Page: Pagina: Página:	
																			SPGN SPUN SPGR SPMR	B185, B192
CSRP R/L 10CA-09	10	15	11	50	20	14	20°	-	-	SH51	6S61K	NY3	AX508	RA408	NY2	MO618	NY4	0903 . .		
CSRP R/L 12CA-12	12	20	15	55	20	20	20°	-	-	SH51	6S61K	NY3	AX508	RA412	NY2	MO622	NY4	1203 . .		
CSRP R/L 16CA-12	16	21	20	63	25	25	45°	U424S	RS2	SH52K	6S62K1	NY4	AX612	RA512	NY2.5	MO830	NY5			

CTTP R/L

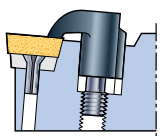
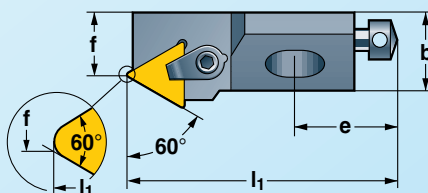
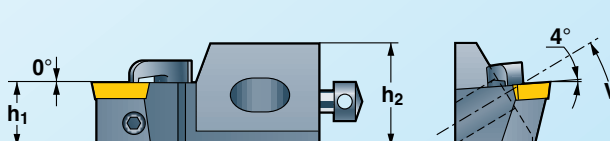
Recommandations
Raccomandazioni
Recomendaciones

Page: Pagina: Página:

B12-B14, B19

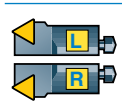


60°



C

Le dessin représente un outil à droite. Pour l'outil à gauche c'est l'inverse.
Il disegno mostra l'esecuzione destra. L'esecuzione sinistra è specularmente opposta.
El dibujo muestra la versión derechas. Versión izquierdas invertir.



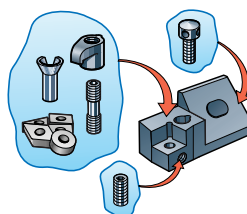
	h ₁	h ₂	b	l ₁	e	f	v°													Page: Pagina: Página:	
																				TPGN TPUN TPGR TPMR	B185, B192
CTTP R/L 10CA-11	10	15	11	50	20	9	20°	-	-	SH51	6S61K	NY3	AX508	RA408	NY2	MO618	NY4	1103 . .			
CTTP R/L 12CA-16	12	20	15	55	20	13	20°	-	-	SH51	6S61K	NY3	AX508	RA412	NY2	MO622	NY4	1603 . .			
CTTP R/L 16CA-16	16	21	20	63	25	15	45°	U323S	RS207	SH52K	6S62K1	NY4	AX612	RA512	NY2.5	MO830	NY5				

Exemple de commande:

Esempio d'ordine:

Ejemplo de pedido:

CSRPR 10CA-09



Les pièces de rechange indiquées dans les colonnes en couleur sont fournies avec chaque outil.

I ricambi mostrati nelle colonne colorate sono forniti assemblati su ogni portainsero.

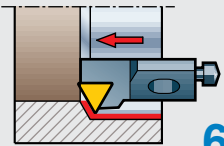
Los repuestos en la zona coloreada, se suministran con la herramienta.

CTWP R/L

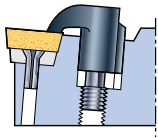
Recommandations
Raccomandazioni
Recomendaciones

Page: Pagina: Páginas:

B12-B14, B19

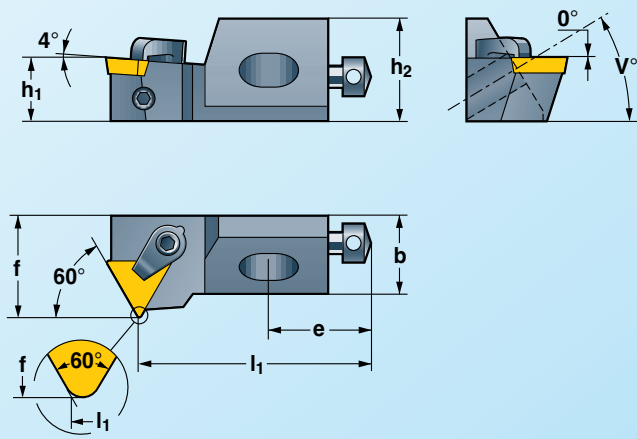


60°

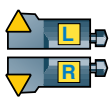












C

Le dessin représente un outil à droite. Pour l'outil à gauche c'est l'inverse.
Il disegno mostra l'esecuzione destra. L'esecuzione sinistra è specularmente opposta.
El dibujo muestra la versión derechas. Versión izquierdas invertir.



B

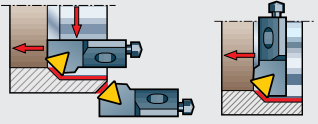
	h_1	h_2	b	l_1	e	f	v°											TPGN TPUN TPGR TPMR	Page: Pagina: Página: B185, B192
CTWP R/L 10CA-11	10	15	11	44	20	14	20°	-	-	SH51	6S61K	NY3	AX508	RA408	NY2	MO618	NY4	1103 . .	
CTWP R/L 12CA-16	12	20	15	47	20	20	20°	-	-	SH51	6S61K	NY3	AX508	RA412	NY2	MO622	NY4	1603 . .	
CTWP R/L 16CA-16	16	21	20	53	25	25	45°	U323S	RS2	SH52K	6S62K1	NY4	AX612	RA512	NY2.5	MO830	NY5		

CTSP R/L

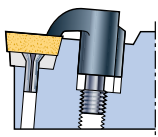
Recommandations
Raccomandazioni
Recomendaciones

Page: Pagina: Páginas:

B12-B14, B19

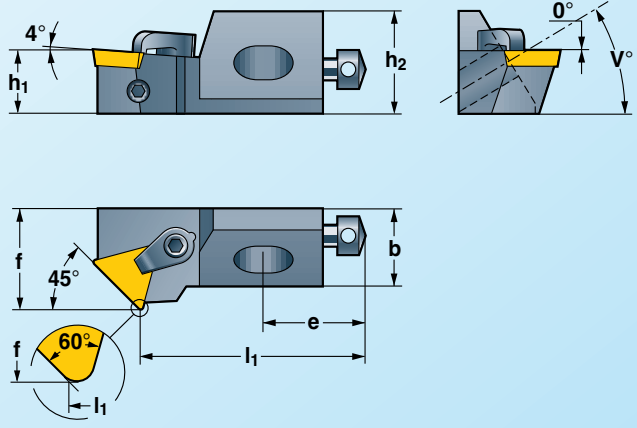


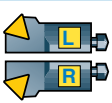










45°



C

Le dessin représente un outil à droite. Pour l'outil à gauche c'est l'inverse.
Il disegno mostra l'esecuzione destra. L'esecuzione sinistra è specularmente opposta.
El dibujo muestra la versión derechas. Versión izquierdas invertir.



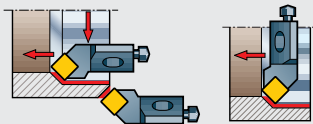
	h_1	h_2	b	l_1	e	f	v°											TPGN TPUN TPGR TPMR	Page: Pagina: Página: B185, B192
CTSP R/L 10CA-11	10	15	11	44	20	14	20°	-	-	SH51	6S61K	NY3	AX508	RA408	NY2	MO618	NY4	1103 . .	
CTSP R/L 12CA-16	12	20	15	47	20	20	20°	-	-	SH51	6S61K	NY3	AX508	RA412	NY2	MO622	NY4	1603 . .	
CTSP R/L 16CA-16	16	21	20	53	25	25	45°	U323S	RS207	SH52K	6S62K1	NY4	AX612	RA512	NY2.5	MO830	NY5		

CSSP R/L

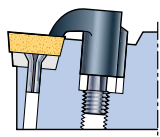
Recommandations
Raccomandazioni
Recomendaciones

Page: Pagina: Página

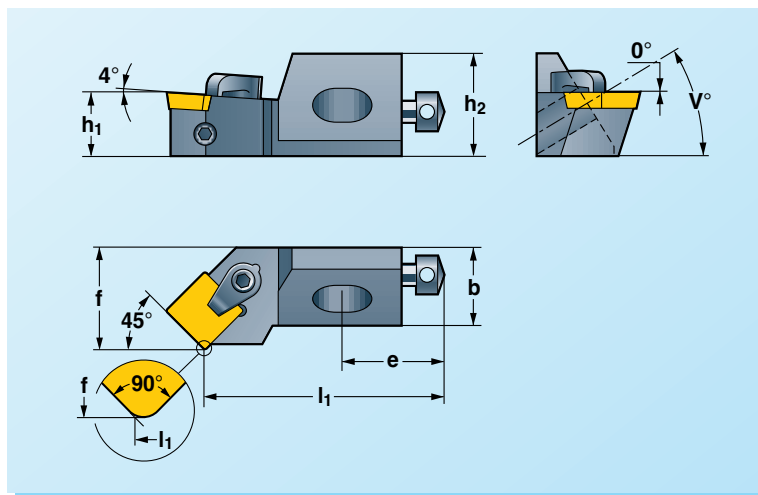
B12-B14, B19



45°

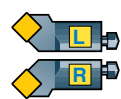


C



B

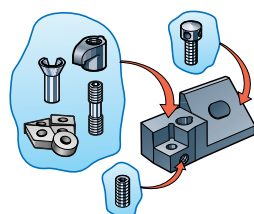
Le dessin représente un outil à droite. Pour l'outil à gauche c'est l'inverse.
Il disegno mostra l'esecuzione destra. L'esecuzione sinistra è specularmente opposta.
El dibujo muestra la versión derechas. Versión izquierdas invertir.



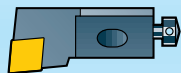
	h_1	h_2	b	l_1	e	f	v°													SPGN SPUN SPGR SPMR	Page: Pagina: Página	
CSSP R/L 12CA-12	12	20	15	47	20	20	20°	-	-	SH51	6S61K	NY3	AX508	RA412	NY2	MO622	NY4				1203 ..	B185, B192
CSSP R/L 16CA-12	16	21	20	53	25	25	45°	U424S	RS2	SH52K	6S62K1	NY4	AX612	RA512	NY2.5	MO830	NY5					

Page:
Pagina:
Página
**B185,
B192**

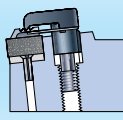
Exemple de commande: **CSSPR 12CA-12**
Esempio d'ordine:
Ejemplo de pedido:

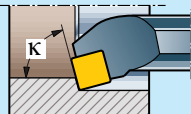
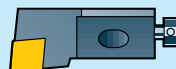

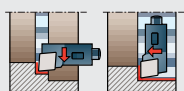
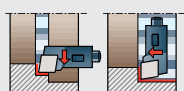
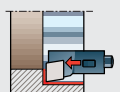
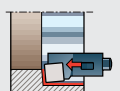
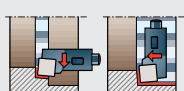
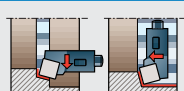

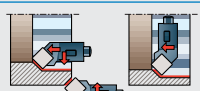


Les pièces de rechange indiquées dans les colonnes en couleur sont fournies avec chaque outil.
I ricambi mostrati nelle colonne colorate sono forniti assemblati su ogni portainsero.
Los repuestos en la zona coloreada, se suministran con la herramienta.



C ramique
Ceramiche
Ceramic s



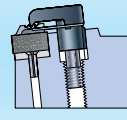
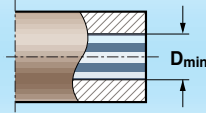
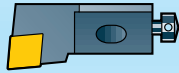
				Page Pagina P�gina
		16	20	
 95°	CCLN R/L (C) _	12	12	B155
 91°	CCGN R/L (C) _	12	12	B155
 91°	CCFN R/L (C) _	12	12	B156
 85°	CSYN R/L (C) _	12	12	B156
 85°	CSXN R/L (C) _	12	12	B157
 75°	CSRN R/L (C) _	12	12	B157
 75°	CSKN R/L (C) _	12	12	B158
 45°	CSSN R/L (C) _	12	12	B158

(C) – Jeu de bridage avec
brise-copeaux.

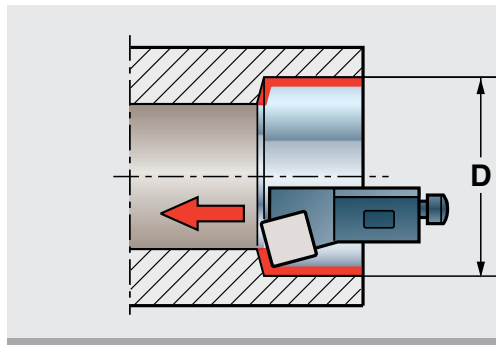
(C) - Set di staffaggio
con rompitrucciolo

(C) – Set de amarre
con rompevirutas

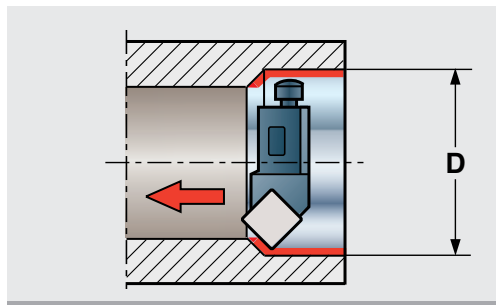
B



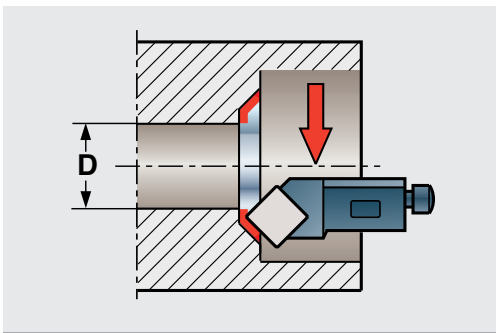
B



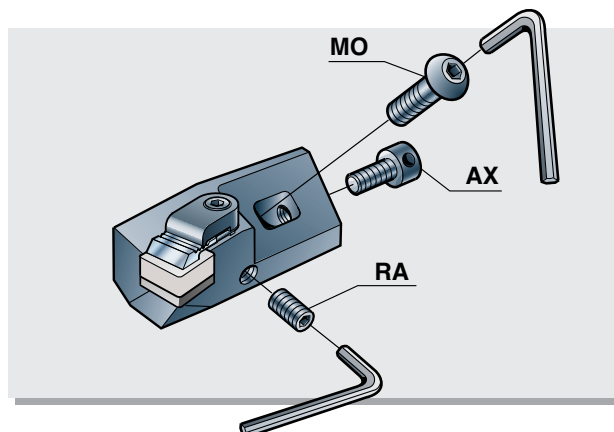
Taille Dimens. Tamaño	16 CA	20 CA
Type Tipo Tipo	CSRN CSXN	CSRN CSXN
D-min	60	70
Type Tipo Tipo	CSSN CCGN CCLN	CSSN CCGN CCLN
D-min	100	100



Taille Dimens. Tamaño	16 CA	20 CA
Type Tipo Tipo	CSRN CSXN CSSN CCGN CCLN	CSRN CSXN CSSN CCGN CCLN
D-min	100	100



Taille Dimens. Tamaño	16 CA	20 CA
Type Tipo Tipo	CSKN CSYN	CSKN CSYN
D-min	75	90
Type Tipo Tipo	CSSN CCFN CCLN	CSSN CCFN CCLN
D-min	100	100

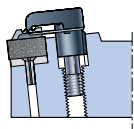


CCLN R/L (C)
Ceramique – Ceramiche – Cerámicas

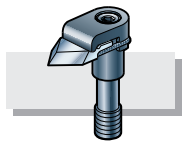
Recommandations
Raccomandazioni
Recomendaciones

Page: Pagina: Página:
B12-B14, B20

95°

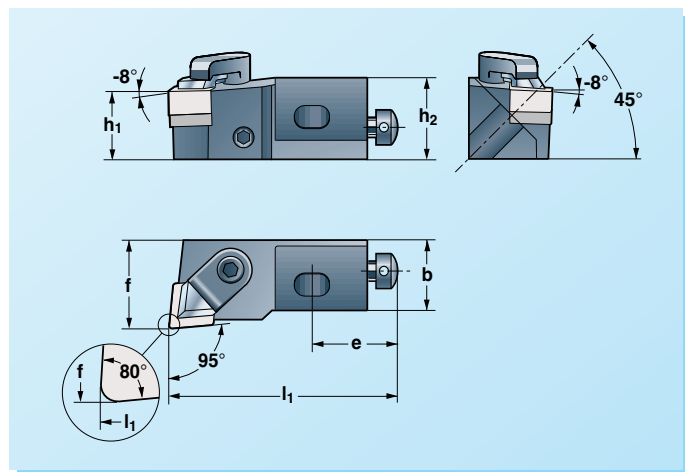


C



(C)

Brise les copeaux –
Rompitrucciolo –
Rompeviruta



Le dessin représente un outil à droite. Pour l'outil à gauche c'est l'inverse.
Il disegno mostra l'esecuzione destra. L'esecuzione sinistra è specularmente opposta.
El dibujo muestra la versión derechas. Versión izquierdas invertir.

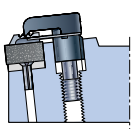
																		CNGN	Page: Pagina: Página: B190-B193
CCLN R/L 16CA-12C			16	25	20	63	25	25	- ¹⁾	-									1207 . . ¹⁾
CCLN R/L 20CA-12C			20	25	20	70	30	25	UCN13S ¹⁾ (UCN13SK) ²⁾	RS 308	CS 823C-1	NY4	AX612	RA512	NY2.5	MO830	NY5		(1204 . .) ²⁾

CCGN R/L (C)
Ceramique – Ceramiche – Cerámicas

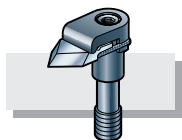
Recommandations
Raccomandazioni
Recomendaciones

Page: Pagina: Página:
B12-B14, B20

91°

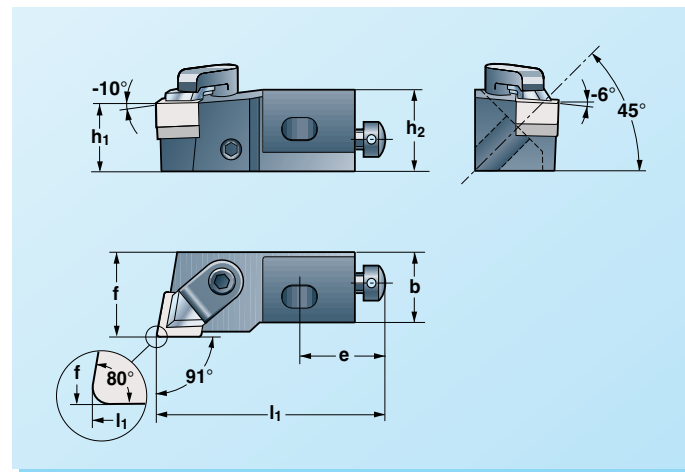


C



(C)

Brise les copeaux –
Rompitrucciolo –
Rompeviruta



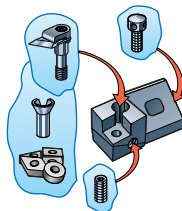
Le dessin représente un outil à droite. Pour l'outil à gauche c'est l'inverse.
Il disegno mostra l'esecuzione destra. L'esecuzione sinistra è specularmente opposta.
El dibujo muestra la versión derechas. Versión izquierdas invertir.

																		CNGN	Page: Pagina: Página: B190-B193
CCGN R/L 16CA-12C			16	25	20	63	25	25	- ¹⁾	-									1207 . . ¹⁾
CCGN R/L 20CA-12C			20	25	20	70	30	25	UCN13S ¹⁾ (UCN13SK) ²⁾	RS 308	CS 823C-1	NY4	AX612	RA512	NY2.5	MO830	NY5		(1204 . .) ²⁾



Brise les copeaux, voir page:
Rompitrucciolo, vedere pagina:
Rompeviruta, ver página:

B159



Les pièces de rechange indiquées dans les colonnes en couleur sont fournies avec chaque outil.

I ricambi mostrati nelle colonne colorate sono forniti assemblati su ogni portainsero.

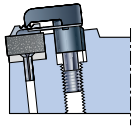
Los repuestos en la zona coloreada, se suministran con la herramienta.

Exemple de commande:
Esempio d'ordine: **CCGNR 16CA-12C**
Ejemplo de pedido:

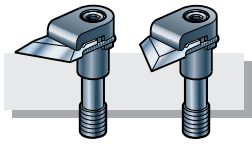
CCFN R/L (C)
—
Recommandations
Raccomandazioni
Recomendaciones
Page: Pagina: Página
B12-B14, B20

Ceramique – Ceramiche – Cerámicas

91°



C



(C)

Brise les copeaux - Rompitruciolo
- Rompeviruta

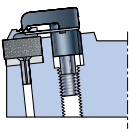
Le dessin représente un outil à droite. Pour l'outil à gauche c'est l'inverse.
Il disegno mostra l'esecuzione destra. L'esecuzione sinistra è specularmente opposta.
El dibujo muestra la versión derechas. Versión izquierdas invertir.

			h_1	h_2	b	l_1	e	f											CNGN	Page: Pagina: Página B190-B193
CCFN R/L 16CA-12C			16	25	20	63	25	25	— ¹⁾	—										1207 . . ¹⁾
CCFN R/L 20CA-12C			20	25	20	70	30	25	UCN13S ¹⁾ (UCN13SK) ²⁾	RS 308	CS822RC-1 ⁴⁾	CS822LC-1 ⁴⁾	NY4	AX612	RA512	NY2.5	MO830	NY5	(1204 . .) ²⁾	

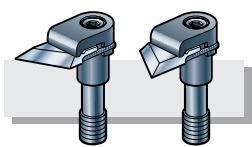
CSYN R/L (C)
—
Recommandations
Raccomandazioni
Recomendaciones
Page: Pagina: Página
B12-B14, B20

Ceramique – Ceramiche – Cerámicas

85°



C

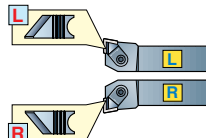
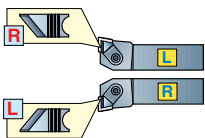


(C)

Brise les copeaux - Rompitruciolo
- Rompeviruta

Le dessin représente un outil à droite. Pour l'outil à gauche c'est l'inverse.
Il disegno mostra l'esecuzione destra. L'esecuzione sinistra è specularmente opposta.
El dibujo muestra la versión derechas. Versión izquierdas invertir.

			h_1	h_2	b	l_1	e	f											SNGN	Page: Pagina: Página B190-B193
CSYN R/L 16CA-12C			16	25	20	63	25	25	— ¹⁾ (U414ST) ²⁾	RS 308										1207 ¹⁾
CSYN R/L 20CA-12C			20	25	20	70	30	25	U414ST ¹⁾ (U414SK) ²⁾	RS 308	CS822RC-1 ⁴⁾	CS822LC-1 ⁴⁾	NY4	AX612	RA512	NY2.5	MO830	NY5	(1204 . .) ²⁾	



- Brise les copeaux à droite (RC) sont utilisées sur les outils à gauche (L).
Brise les copeaux à gauche (LC) sont utilisées sur les outils à droite (R).
- Rompitruciolo destri (RC) si montano sui portainseriti sinistri (L).
Rompitruciolo sinistri (LC) si montano sui portainseriti destri (R).
- Rotura de viruta derechas (RC) se utilizan en los portas izquierdas (L).
Rotura de viruta izquierdas (LC) se utilizan en los portas derechas (R).

- Brise les copeaux à droite (RC) sont utilisées sur les outils à droite (R).
Brise les copeaux à gauche (LC) sont utilisées sur les outils à gauche (L).
- Rompitruciolo destri (RC) si montano sui portainseriti destri (R).
Rompitruciolo sinistri (LC) si montano sui portainseriti sinistri (L).
- Rotura de viruta derechas (RC) se utilizan en los portas derechas (R).
Rotura de viruta izquierdas (LC) se utilizan en los portas izquierdas (L).