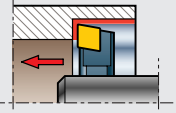
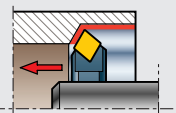
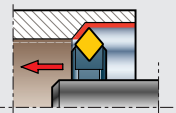
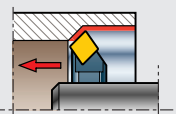
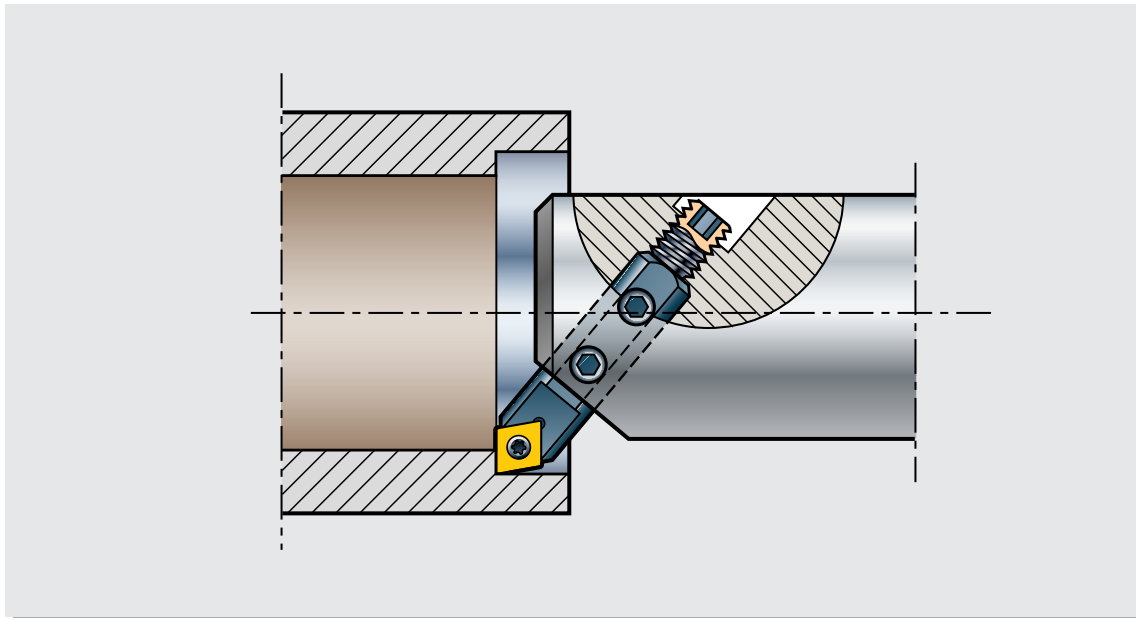
			Page Seite Sida	
		8	10	12		
	90° SCAC R/L		06	06	09	B97
	60° SCEC R/L		06	06	09	B97
	50° SCMC N		06	06	09	B98
	45° SCDC R/L		06	06	09	B98

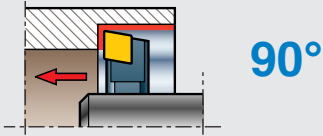


SCAC R/L

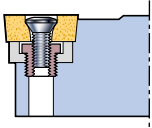
Recommendations
Empfehlungen
Rekommendationer

Page: Seite: Sida:

B9-B11, B15

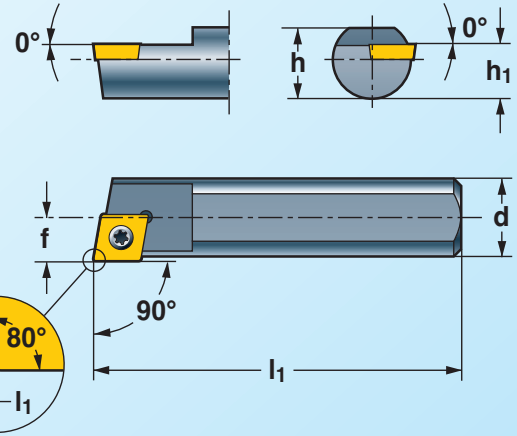








90°



S

The drawing shows right-hand version. Left-hand version reversed.
Die Zeichnung zeigt Rechtsausführung. Linksausführung umgekehrt.
Ritningen visar högerutförande. Vänsterutförande spegelvänt.



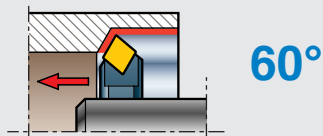
	h_1	h	d h_8	f	l_1		 torx	CCMW * CCMT CCXT  	Page: Seite: Sida: B143-B146
 									
S08A-SCAC R/L 06	6	7	8	4,3	32	FTX072505	NY7X	0602 . .	
S10C-SCAC R/L 06	7	9	10	5,3	50				
S12D-SCAC R/L 09	8	11	12	6,3	60	FTX153507	NY15X	0903 . .	

SCEC R/L

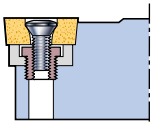
Recommendations
Empfehlungen
Rekommendationer

Page: Seite: Sida:

B9-B11, B15

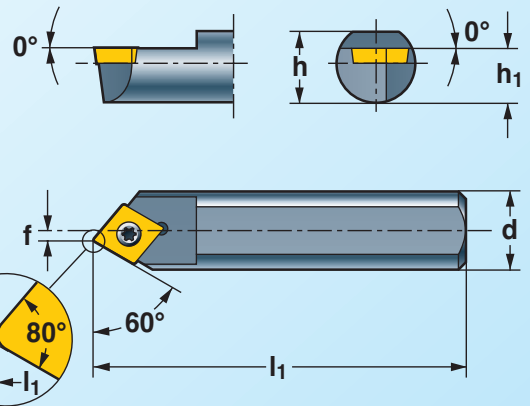








60°



S

The drawing shows right-hand version. Left-hand version reversed.
Die Zeichnung zeigt Rechtsausführung. Linksausführung umgekehrt.
Ritningen visar högerutförande. Vänsterutförande spegelvänt.



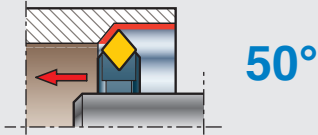
	h_1	h	d h_8	f	l_1		 torx	CCMW * CCMT CCXT  	Page: Seite: Sida: B143-B146
 									
S08A-SCEC R/L 06	6	7	8	1,5	32	FTX072505	NY7X	0602 . .	
S10C-SCEC R/L 06	7	9	10	2,4	50				
S12D-SCEC R/L 09	8	11	12	2,3	60	FTX153507	NY15X	0903 . .	

SCMC N

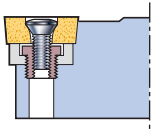
Recommendations
Empfehlungen
Rekommendationer

Page: Seite: Sida:

B9-B11, B15

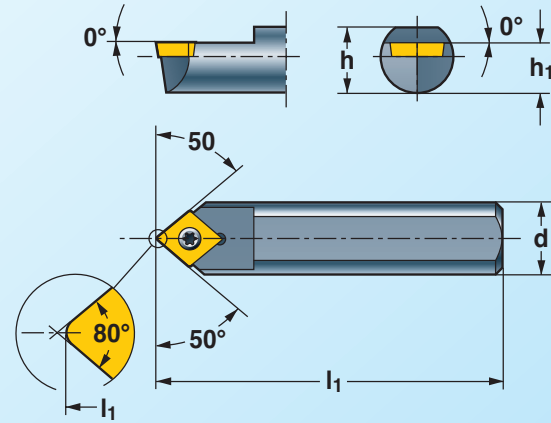






50°



S

The drawing shows right-hand version. Left-hand version reversed.
Die Zeichnung zeigt Rechtsausführung. Linksausführung umgekehrt.
Ritningen visar högerutförande. Vänsterutförande spegelvänt.



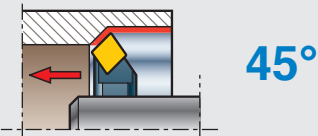
	h_1	h	d h_g	f	l_1		 torx	CCMW* CCMT CCXT 	Page: Seite: Sida: B143-B146
									
S08A-SCMC N 06	6	7	8	–	32	FTX072505	NY7X	0602 . .	
S10C-SCMC N 06	7	9	10	–	50				
S12D-SCMC N 09	8	11	12	–	60	FTX153507	NY15X	0903 . .	

SCDC R/L

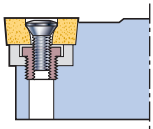
Recommendations
Empfehlungen
Rekommendationer

Page: Seite: Sida:

B9-B11, B15

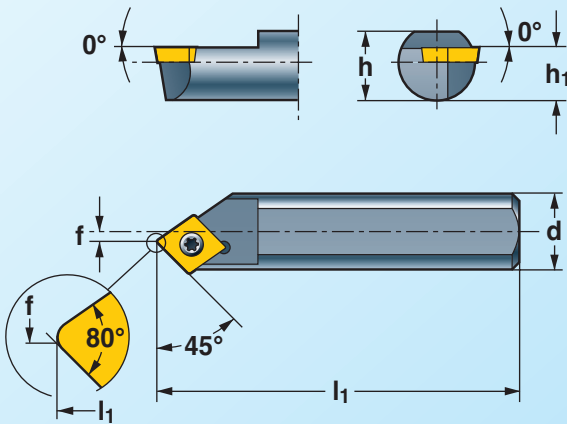






45°




S

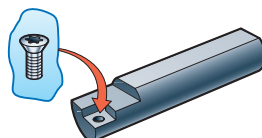
The drawing shows right-hand version. Left-hand version reversed.
Die Zeichnung zeigt Rechtsausführung. Linksausführung umgekehrt.
Ritningen visar högerutförande. Vänsterutförande spegelvänt.



	h_1	h	d h_g	f	l_1		 torx	CCMW* CCMT CCXT 	Page: Seite: Sida: B143-B146
									
S08A-SCDC R/L 06	6	7	8	0,3	32	FTX072505	NY7X	0602 . .	
S10C-SCDC R/L 06	7	9	10	1,2	50				
S12D-SCDC R/L 09	8	11	12	0,45	60	FTX153507	NY15X	0903 . .	

*
 Selection of cutting geometry page:
Wahl der Schneidgeometrie, Seite: **B22-B26**
Val av skärgeometri, sid:

Ordering example:
Bestellbeispiel: **S08A-SCDC 06**
Beställningsexempel:



Spare parts shown in the coloured columns are supplied assembled in each tool.

Die in den farbigen Spalten aufgeführten Ersatzteile sind in den Werkzeugen montiert.

Reservdelar i de färgade kolumnerna ingår monterade i varje verktyg.