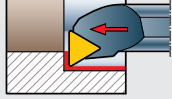
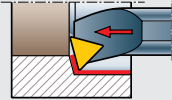
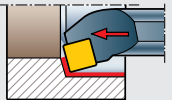
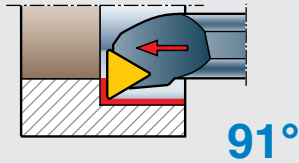
										Page Seite Sida	
		8	10	12	16	20	25	32	40	50	60		
 91°	CTFC R/L	06										B92	
	CTFP R/L		09	11	11		16	16	16	22	22	22	B92
 75°	CTKC R/L	06										B92	
	CTKP R/L		09										B92
 75°	CSKP R/L			09	09		12	12	12	19	19	19	B93

CTFC R/L CTFP R/L

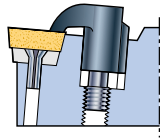
Recommendations
Empfehlungen
Rekommendationer

Page: Seite: Sida:

B9-B11, B16

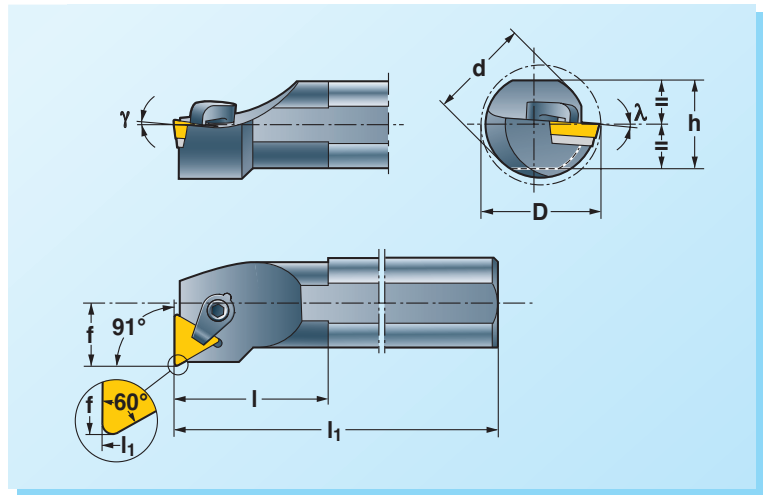


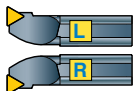






91°



C

The drawing shows right-hand version. Left-hand version reversed.
Die Zeichnung zeigt Rechtsausführung. Linksausführung umgekehrt.
Ritningen visar högerutförande. Vänsterutförande spegelvänt.



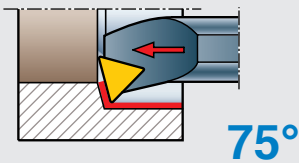
	d	h	l	l ₁	f	D _{min}	γ	λ	Spare parts						TPGN TPUN TCGR TPGR TPMR	Page: Seite: Sida: B147
																
S10K-CTFC R/L 06M	10	9	20	125	6.5	12	0°	-7°	–	–	CS70	–	–	NY 1.5	0601 ..	
S12M-CTFP R/L 09M	12	11	25	150	9	16	6°	-3°	–	–	CS70	–	–	NY 1.5	0902 ..	
S16R-CTFP R/L 11M	16	15	25	200	10.5	20	5°	0°	–	–	–	SH12T	6S-12	NY 3	1103 ..	
S20S-CTFP R/L 11M	20	18	30	250	12.5	25			–	–	–	SH12T	6S-12			
S25T-CTFP R/L 16M	25	23	35	300	14.5	29	5°	0°	–	–	–	SH12	6S-12	NY 4	1603 ..	
S32U-CTFP R/L 16M	32	30	40	350	18.5	38			U323S	RS2	–	SH52K	6S62K1			
S40U-CTFP R/L 16M	40	37	45	350	22.5	46			U323S	RS2	–	SH52K	6S62K1			
S40U-CTFP R/L 22M	40	37	50	350	26	54	5°	0°	U324S	RS3	–	SH52K	6S62K1			
S50V-CTFP R/L 22M	50	47	55	400	29	64			U324S	RS3	–	SH52	6S62	NY 4	2204 ..	
S60W-CTFP R/L 22M	60	57	60	450	43	77			U324S	RS3	–	SH52	6S62			

CTKC R/L CTKP R/L

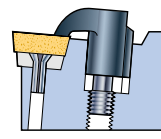
Recommendations
Empfehlungen
Rekommendationer

Page: Seite: Sida:

B9-B11, B16

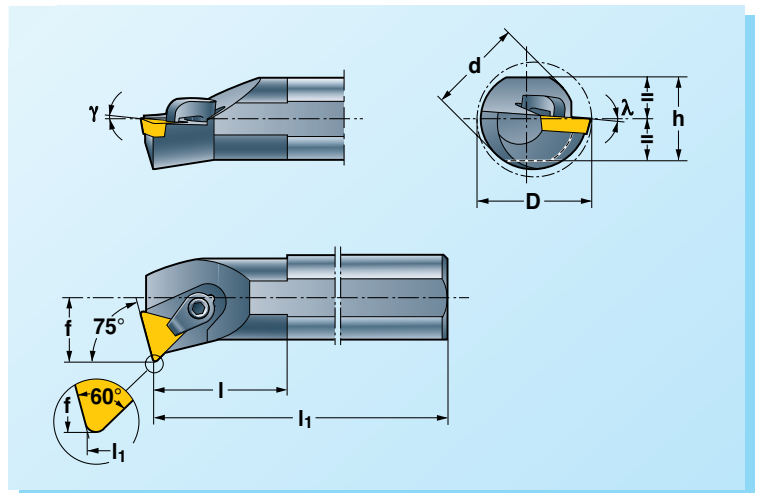


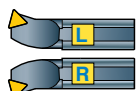






75°



C

The drawing shows right-hand version. Left-hand version reversed.
Die Zeichnung zeigt Rechtsausführung. Linksausführung umgekehrt.
Ritningen visar högerutförande. Vänsterutförande spegelvänt.

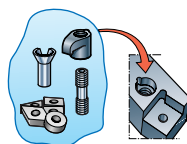


	d	h	l	l ₁	f	D _{min}	γ	λ	Spare parts						TPGN TPUN TCGR TPGR TPMR	Page: Seite: Sida: B147
																
S10K-CTKC R/L 06M	10	9	20	125	6.5	12	-2°	-7°	–	–	CS70	–	–	NY 1.5	0601 ..	
S12M-CTKP R/L 09M	12	11	25	150	9	16	6°	-3°	–	–	CS70	–	–	NY 1.5	0902 ..	

Ordering example:

Bestellbeispiel: **S40U-CTFPR 22M**

Beställningsexempel:



Spare parts shown in the coloured columns are supplied assembled in each tool.

Die in den farbigen Spalten aufgeführten Ersatzteile sind in den Werkzeugen montiert.

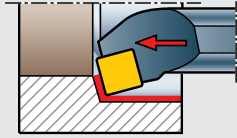
Reservdelar i de färgade kolumnerna ingår monterade i varje verktyg.

CSKP R/L

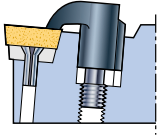
Recommendations
Empfehlungen
Rekommendationer

Page: Seite: Sida:

B9-B11, B16

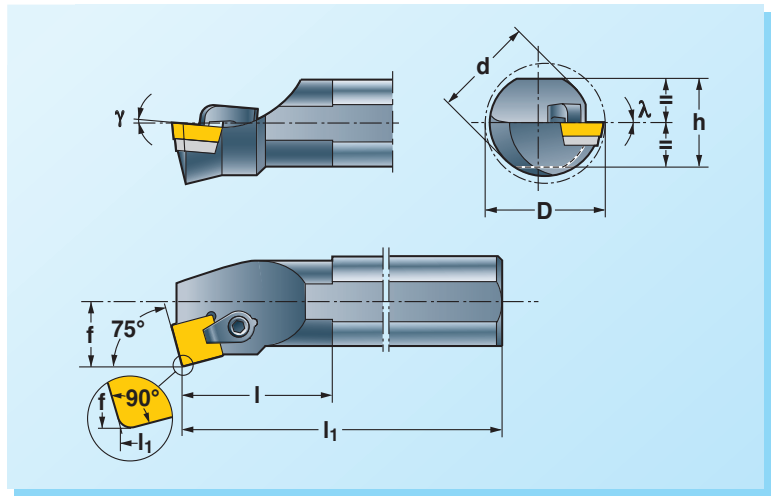


75°



C

The drawing shows right-hand version. Left-hand version reversed.
Die Zeichnung zeigt Rechtsausführung. Linksausführung umgekehrt.
Ritningen visar högerutförande. Vänsterutförande spegelvänt.

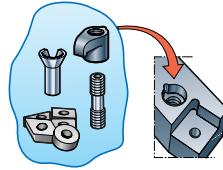


	d	h	l	l ₁	f	D _{min}	γ	λ						SPGN SPUN SPGR SPMR	Page: Seite: Sida: B147
S16R-CSKP R/L 09M S20S-CSKP R/L 09M	16 20	15 18	30 35	200 250	10.5 12.5	20 25	5°	0°	— —	— —	SH12T SH12T	6S12 6S12	NY3	0903 . .	
S25T-CSKP R/L 12M S32U-CSKP R/L 12M S40U-CSKP R/L 12M	25 32 40	23 30 37	45 50 55	300 350 350	14.5 18.5 22.5	29 38 46	5°	0°	— U424S U424S	— RS2 RS2	SH12 SH52K SH52K	6S12 6S62K1 6S62K1	NY3 NY4 NY4	1203 . .	
S40U-CSKP R/L 19M S50V-CSKP R/L 19M S60W-CSKP R/L 19M	40 50 60	37 47 57	55 60 70	350 400 450	26 29 43	54 63.5 77	5°	0°	U426S U426S U426S	RS3 RS3 RS3	SH52K SH52 SH52	6S62K1 6S62 6S62	NY4	1904 . .	

Ordering example:

Bestellbeispiel: **S40U-CSKPR 19M**

Beställningsexempel:



Spare parts shown in the coloured columns are supplied assembled in each tool.

Die in den farbigen Spalten aufgeführten Ersatzteile sind in den Werkzeugen montiert.

Reservdelar i de färgade kolumnerna ingår monterade i varje verktyg.